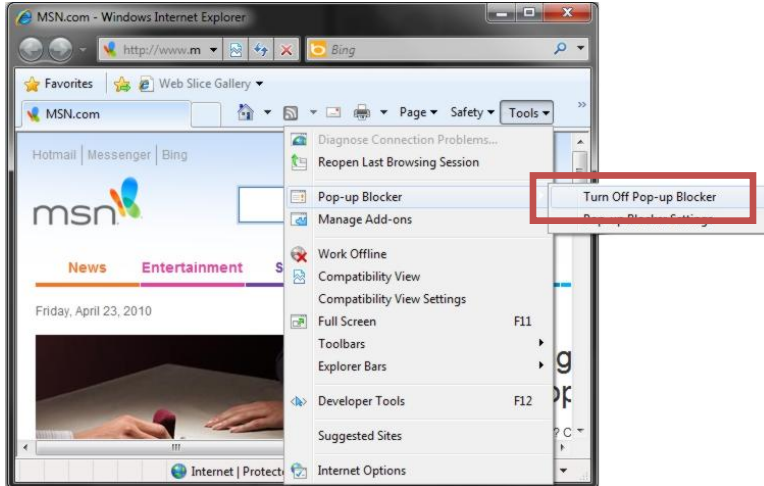


# Disable Common Pop-up Blockers

Note: It may be necessary to disable multiple pop-up blockers.

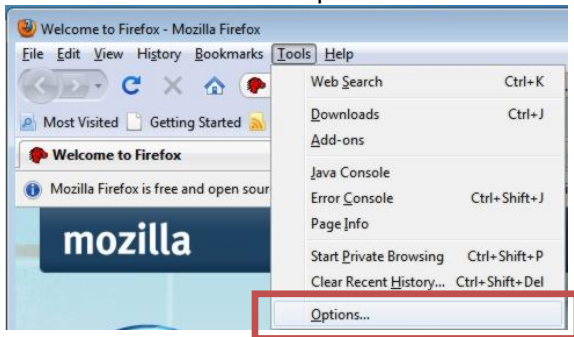
Internet Explorer:

1. Click "Tools".
2. Expand the "Pop-up Blocker" menu.
3. Click "Turn Off Pop-up Blocker".

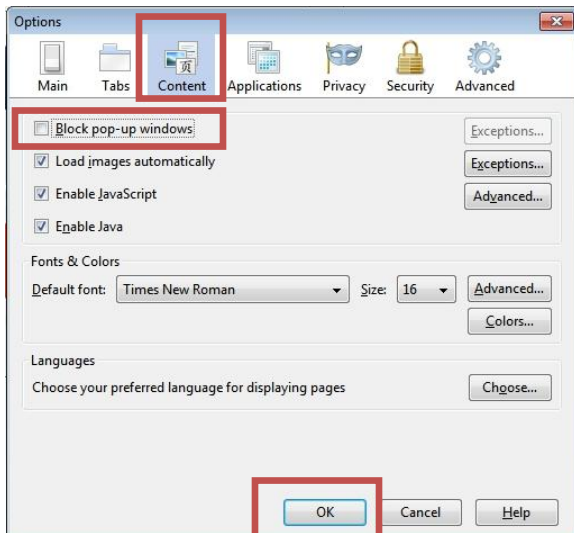


Firefox (PC):

1. Click "Tools" and select "Options".

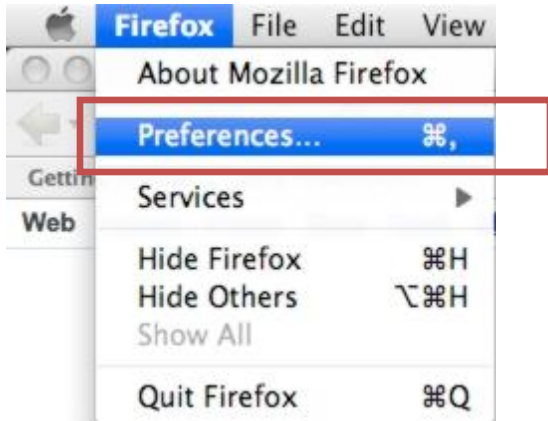


2. Select the "Content" tab.
3. Uncheck the "Block pop-up windows".
4. Click "OK".

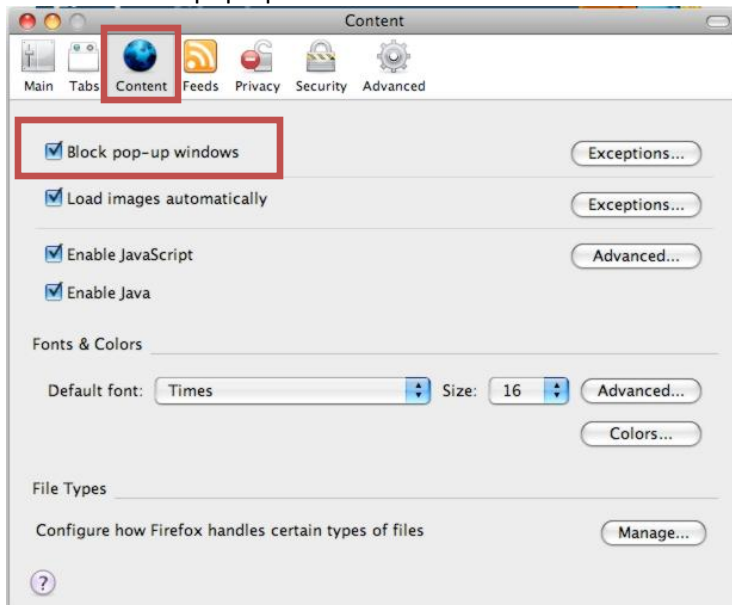


## Firefox (Mac):

1. Click "Firefox" and select "Preferences...".



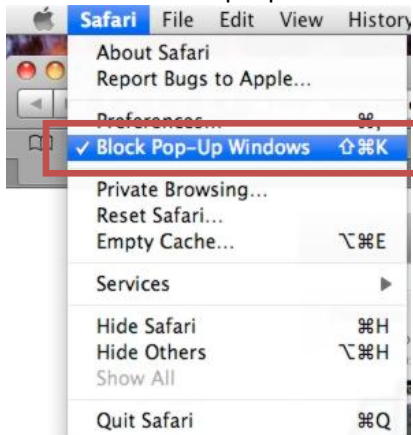
2. Select the "Content" tab at the top.
3. Uncheck "Block pop-up windows".




4. Close the Preferences window.

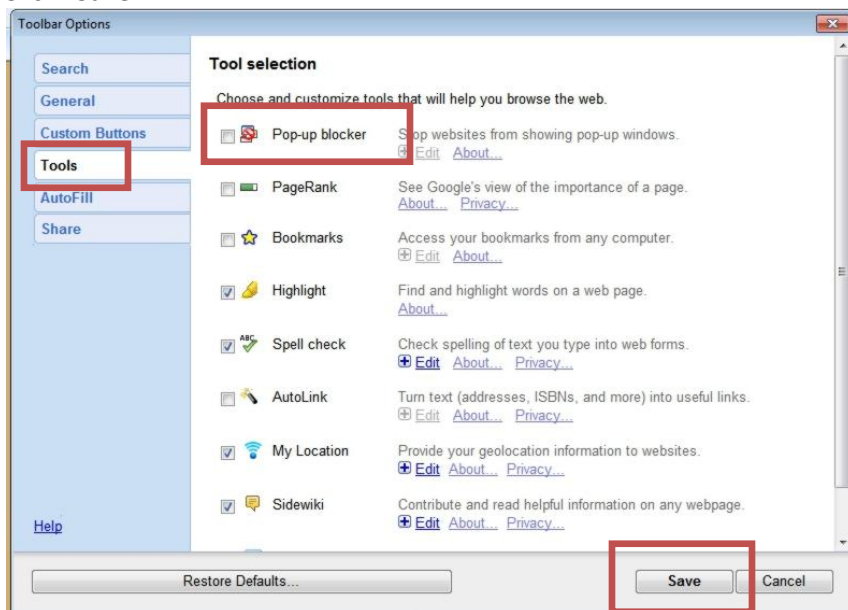
## Safari (Mac):

1. Click "Safari".
2. Uncheck "Block Pop-Up Windows".



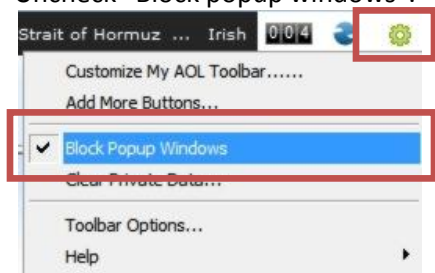
## Google Toolbar:

1. Click the wrench icon (  ) on the right side of the toolbar and select “Options”.
2. Select the “Tools” tab.
3. Uncheck “Pop-up blocker”.
4. Click “Save”.



## AOL toolbar:

1. Click the gear icon on the right side of the toolbar.
2. Uncheck “Block popup windows”.



## Norton Firewall:

1. Open the Windows Start menu.
2. Go to “All Programs”, expand the Norton group and open “Norton Firewall”.
3. Select “Ad Blocking” and click the “Turn Off” button.

