


Summary Single Assessment Institution-Level Pass Rate Data: *Traditional Teacher Preparation Program Within IHE*


	HEOA - Title II					
	2016 - 2017 Academic Year					
	SHIPPENSBURG UNIV OF PA					
	2657					
	Pennsylvania					
				February 5, 2018		
				Statewide		
Group	Number Taking Assessment¹	Number Passing Assessment²	Institutional Pass Rate	Number Taking Assessment¹	Number Passing Assessment²	Statewide Pass Rate
All program completers, 2016-17	124	90	73%	5192	4015	77%
All program completers, 2015-16	121	87	72%	5480	4237	77%
All program completers, 2014-15	152	123	81%	5910	4504	76%

Note: In cases where there are less than ten students taking the assessment or license/certificate, the number passing and pass rate are not reported.

¹ Number of completers taking one or more assessments within their area of specialization.

² Summary level "Number Taking Assessment" may differ from assessment level "Number Taking Assessment" because each student is counted once at the summary level but may be counted in multiple assessments at the assessment level.


Summary Single Assessment Institution-Level Pass Rate Data: Traditional Teacher Preparation Program Within IHE

	HEOA - Title II 2016 - 2017 Academic Year
	Institution Name SHIPPENSBURG UNIV OF PA
	Institution Code 2657
	State Pennsylvania

February 5, 2018

Assessment Information ¹	Group	Number Taking Assessment	Number Passing Assessment	Institutional Pass Rate	Institutional Average Scaled Score	Assessment Cut Score ²	Statewide			
							Number Taking Assessment	Number Passing Assessment	Statewide Pass Rate	Statewide Average Scaled Score
AGRICULTURE (PA) (DISCONTINUED) (0780) Test Company: ETS Score Range: 250-990	All enrolled students who have completed all nonclinical courses, 2016-17									
	Other enrolled students, 2016-17									
	All program completers, 2016-17									
	All program completers, 2015-16									
	All program completers, 2014-15						1			
AGRICULTURE (5701) Test Company: ETS Score Range: 100-200	All enrolled students who have completed all nonclinical courses, 2016-17						1			
	Other enrolled students, 2016-17						4			
	All program completers, 2016-17						6			
	All program completers, 2015-16						13	13	100%	170
	All program completers, 2014-15						14	14	100%	169
ART CONTENT KNOWLEDGE (DISCONTINUED) (0133) Test Company: ETS Score Range: 100-200	All enrolled students who have completed all nonclinical courses, 2016-17									
	Other enrolled students, 2016-17									
	All program completers, 2016-17									
	All program completers, 2015-16									
	All program completers, 2014-15						1			
ART CONTENT KNOWLEDGE (5134) Test Company: ETS Score Range: 100-200	All enrolled students who have completed all nonclinical courses, 2016-17						20	17	85%	168
	Other enrolled students, 2016-17						25	19	76%	168
	All program completers, 2016-17	2				158	115	101	88%	168
	All program completers, 2015-16	3				158	100	85	85%	167
	All program completers, 2014-15	6				158	150	143	95%	169


Summary Single Assessment Institution-Level Pass Rate Data: Traditional Teacher Preparation Program Within IHE

	HEOA - Title II 2016 - 2017 Academic Year	
	Institution Name	SHIPPENSBURG UNIV OF PA
	Institution Code	2657
	State	Pennsylvania

February 5, 2018

Assessment Information ¹	Group	Number Taking Assessment	Number Passing Assessment	Institutional Pass Rate	Institutional Average Scaled Score	Assessment Cut Score ²	Statewide			
							Number Taking Assessment	Number Passing Assessment	Statewide Pass Rate	Statewide Average Scaled Score
BIOLOGY CONTENT KNOWLEDGE (0235) Test Company: ETS Score Range: 100-200	All enrolled students who have completed all nonclinical courses, 2016-17	2				147	18	18	100%	167
	Other enrolled students, 2016-17						30	27	90%	165
	All program completers, 2016-17						89	88	99%	171
	All program completers, 2015-16	6				147	93	92	99%	171
	All program completers, 2014-15	4				147	96	95	99%	170
BUSINESS ED CONTENT KNOWLEDGE (5101) Test Company: ETS Score Range: 100-200	All enrolled students who have completed all nonclinical courses, 2016-17	2				154	6			
	Other enrolled students, 2016-17	1				154	12	12	100%	176
	All program completers, 2016-17	1				154	9			
	All program completers, 2015-16	2				154	13	12	92%	170
	All program completers, 2014-15	1				154	21	21	100%	169
CHEMISTRY CONTENT KNOWLEDGE (0245) Test Company: ETS Score Range: 100-200	All enrolled students who have completed all nonclinical courses, 2016-17	2				154	11	9	82%	164
	Other enrolled students, 2016-17	1				154	16	13	81%	166
	All program completers, 2016-17	2				154	39	36	92%	172
	All program completers, 2015-16	1				154	36	31	86%	166
	All program completers, 2014-15	3				154	38	33	87%	165
CHINESE (MANDARIN) WORLD LANGUAGE (5665) Test Company: ETS Score Range: 100-200	All enrolled students who have completed all nonclinical courses, 2016-17									
	Other enrolled students, 2016-17									
	All program completers, 2016-17						1			
	All program completers, 2015-16									
	All program completers, 2014-15						2			

Summary Single Assessment Institution-Level Pass Rate Data: Traditional Teacher Preparation Program Within IHE


	HEOA - Title II 2016 - 2017 Academic Year
	Institution Name
	Institution Code
	State

SHIPPENSBURG UNIV OF PA
2657
Pennsylvania

February 5, 2018

Assessment Information ¹	Group	Number Taking Assessment	Number Passing Assessment	Institutional Pass Rate	Institutional Average Scaled Score	Assessment Cut Score ²	Statewide			
							Number Taking Assessment	Number Passing Assessment	Statewide Pass Rate	Statewide Average Scaled Score
CITIZENSHIP ED CONTENT KNOWLEDGE (5087) Test Company: ETS Score Range: 100-200	All enrolled students who have completed all nonclinical courses, 2016-17						1			
	Other enrolled students, 2016-17						3			
	All program completers, 2016-17						13	13	100%	166
	All program completers, 2015-16						14	13	93%	166
	All program completers, 2014-15						34	32	94%	168
COMMUNICATION (DISCONTINUED) (0800) Test Company: ETS Score Range: 250-990	All enrolled students who have completed all nonclinical courses, 2016-17									
	Other enrolled students, 2016-17									
	All program completers, 2016-17									
	All program completers, 2015-16									
	All program completers, 2014-15						4			
COOPERATIVE EDUCATION (0811) Test Company: ETS Score Range: 100-200	All enrolled students who have completed all nonclinical courses, 2016-17									
	Other enrolled students, 2016-17									
	All program completers, 2016-17									
	All program completers, 2015-16						1			
	All program completers, 2014-15						1			
CORE ACADEMIC SKILLS FOR ED: MATH (5732) Test Company: ETS Score Range: 100-200	All enrolled students who have completed all nonclinical courses, 2016-17	2				142	367	329	90%	156
	Other enrolled students, 2016-17	51	38	75%	150	142	2135	1803	84%	155
	All program completers, 2016-17	12	8	67%	146	142	1174	1070	91%	157
	All program completers, 2015-16	3				142	532	470	88%	155
	All program completers, 2014-15	8				150	132	101	77%	161


Summary Single Assessment Institution-Level Pass Rate Data: Traditional Teacher Preparation Program Within IHE

	HEOA - Title II 2016 - 2017 Academic Year	
	Institution Name	SHIPPENSBURG UNIV OF PA
	Institution Code	2657
	State	Pennsylvania

February 5, 2018

Assessment Information ¹	Group	Number Taking Assessment	Number Passing Assessment	Institutional Pass Rate	Institutional Average Scaled Score	Assessment Cut Score ²	Statewide			
							Number Taking Assessment	Number Passing Assessment	Statewide Pass Rate	Statewide Average Scaled Score
CORE ACADEMIC SKILLS FOR ED: READING (5712) Test Company: ETS Score Range: 100-200	All enrolled students who have completed all nonclinical courses, 2016-17	5				156	368	344	93%	173
	Other enrolled students, 2016-17	61	54	89%	168	156	2199	2048	93%	172
	All program completers, 2016-17	19	15	79%	169	156	1176	1119	95%	173
	All program completers, 2015-16	4				156	534	508	95%	173
	All program completers, 2014-15	9				156	135	128	95%	178
CORE ACADEMIC SKILLS FOR ED: WRITING (5722) Test Company: ETS Score Range: 100-200	All enrolled students who have completed all nonclinical courses, 2016-17	4				162	361	303	84%	167
	Other enrolled students, 2016-17	67	48	72%	164	162	2163	1675	77%	166
	All program completers, 2016-17	14	11	79%	167	162	1168	970	83%	167
	All program completers, 2015-16	5				162	526	442	84%	168
	All program completers, 2014-15	9				162	134	119	89%	171
EARTH AND SPACE SCIENCES - CK (5571) Test Company: ETS Score Range: 100-200	All enrolled students who have completed all nonclinical courses, 2016-17	1				157	6			
	Other enrolled students, 2016-17						5			
	All program completers, 2016-17						18	18	100%	170
	All program completers, 2015-16	1				157	23	18	78%	163
	All program completers, 2014-15	2				157	12	11	92%	170
ED OF DEAF AND HARD OF HEARING (5272) Test Company: ETS Score Range: 100-200	All enrolled students who have completed all nonclinical courses, 2016-17									
	Other enrolled students, 2016-17						2			
	All program completers, 2016-17						6			
	All program completers, 2015-16						5			
	All program completers, 2014-15						8			


Summary Single Assessment Institution-Level Pass Rate Data: Traditional Teacher Preparation Program Within IHE

	HEOA - Title II 2016 - 2017 Academic Year	
	Institution Name	SHIPPENSBURG UNIV OF PA
	Institution Code	2657
	State	Pennsylvania

February 5, 2018

Assessment Information ¹	Group	Number Taking Assessment	Number Passing Assessment	Institutional Pass Rate	Institutional Average Scaled Score	Assessment Cut Score ²	Statewide			
							Number Taking Assessment	Number Passing Assessment	Statewide Pass Rate	Statewide Average Scaled Score
ELEM ED CURR INSTRUC ASSESSMENT (DISC) (0011) Test Company: ETS Score Range: 100-200	All enrolled students who have completed all nonclinical courses, 2016-17									
	Other enrolled students, 2016-17						1			
	All program completers, 2016-17									
	All program completers, 2015-16						46	44	96%	181
	All program completers, 2014-15						4			
ENG LANG LIT COMP CONTENT KNOWLEDGE (DISC) (0041) Test Company: ETS Score Range: 100-200	All enrolled students who have completed all nonclinical courses, 2016-17									
	Other enrolled students, 2016-17						2			
	All program completers, 2016-17						4			
	All program completers, 2015-16						16	16	100%	187
	All program completers, 2014-15						29	28	97%	181
ENGLISH LANGUAGE ARTS: CK (5038) Test Company: ETS Score Range: 100-200	All enrolled students who have completed all nonclinical courses, 2016-17						50	48	96%	178
	Other enrolled students, 2016-17	7				167	109	93	85%	177
	All program completers, 2016-17	4				167	337	316	94%	180
	All program completers, 2015-16	10	10	100%	182	167	368	355	96%	181
	All program completers, 2014-15	14	14	100%	180	167	379	372	98%	180
ENVIRONMENTAL EDUCATION (0831) Test Company: ETS Score Range: 100-200	All enrolled students who have completed all nonclinical courses, 2016-17									
	Other enrolled students, 2016-17						1			
	All program completers, 2016-17						1			
	All program completers, 2015-16						5			
	All program completers, 2014-15						5			


Summary Single Assessment Institution-Level Pass Rate Data: Traditional Teacher Preparation Program Within IHE

	HEOA - Title II 2016 - 2017 Academic Year	
	Institution Name	SHIPPENSBURG UNIV OF PA
	Institution Code	2657
	State	Pennsylvania

February 5, 2018

Assessment Information ¹	Group	Number Taking Assessment	Number Passing Assessment	Institutional Pass Rate	Institutional Average Scaled Score	Assessment Cut Score ²	Statewide			
							Number Taking Assessment	Number Passing Assessment	Statewide Pass Rate	Statewide Average Scaled Score
FAMILY AND CONSUMER SCIENCES (DISCONTINUED 2) (5121) Test Company: ETS Score Range: 100-200	All enrolled students who have completed all nonclinical courses, 2016-17									
	Other enrolled students, 2016-17						1			
	All program completers, 2016-17									
	All program completers, 2015-16							1		
	All program completers, 2014-15							15	14	93%
FAMILY AND CONSUMER SCIENCES (5122) Test Company: ETS Score Range: 100-200	All enrolled students who have completed all nonclinical courses, 2016-17						1			
	Other enrolled students, 2016-17						2			
	All program completers, 2016-17						13	12	92%	162
	All program completers, 2015-16						7			
	All program completers, 2014-15						2			
FRENCH WORLD LANGUAGE (5174) Test Company: ETS Score Range: 100-200	All enrolled students who have completed all nonclinical courses, 2016-17									
	Other enrolled students, 2016-17									
	All program completers, 2016-17						10	7	70%	168
	All program completers, 2015-16						12	7	58%	167
	All program completers, 2014-15						7			
FUNDAMENTAL SUBJECTS (5511) Test Company: ETS Score Range: 100-200	All enrolled students who have completed all nonclinical courses, 2016-17	2				150	71	70	99%	174
	Other enrolled students, 2016-17	4				150	187	181	97%	177
	All program completers, 2016-17	4				150	767	754	98%	176
	All program completers, 2015-16	6				150	858	844	98%	176
	All program completers, 2014-15	12	12	100%	169	150	1105	1089	99%	175


Summary Single Assessment Institution-Level Pass Rate Data: Traditional Teacher Preparation Program Within IHE

	HEOA - Title II 2016 - 2017 Academic Year
	Institution Name SHIPPENSBURG UNIV OF PA
	Institution Code 2657
	State Pennsylvania

February 5, 2018

Assessment Information ¹	Group	Number Taking Assessment	Number Passing Assessment	Institutional Pass Rate	Institutional Average Scaled Score	Assessment Cut Score ²	Statewide			
							Number Taking Assessment	Number Passing Assessment	Statewide Pass Rate	Statewide Average Scaled Score
GENERAL SCI CONTENT KNOWLEDGE (0435) Test Company: ETS Score Range: 100-200	All enrolled students who have completed all nonclinical courses, 2016-17						4			
	Other enrolled students, 2016-17						4			
	All program completers, 2016-17						22	21	95%	167
	All program completers, 2015-16	1				146	15	15	100%	164
	All program completers, 2014-15						19	19	100%	167
GERMAN WORLD LANGUAGE (5183) Test Company: ETS Score Range: 100-200	All enrolled students who have completed all nonclinical courses, 2016-17									
	Other enrolled students, 2016-17									
	All program completers, 2016-17						1			
	All program completers, 2015-16						2			
	All program completers, 2014-15						6			
HEALTH AND PE (DISC) (5856) Test Company: ETS Score Range: 100-200	All enrolled students who have completed all nonclinical courses, 2016-17									
	Other enrolled students, 2016-17									
	All program completers, 2016-17									
	All program completers, 2015-16									
	All program completers, 2014-15						68	68	100%	165
HEALTH AND PE (5857) Test Company: ETS Score Range: 100-200	All enrolled students who have completed all nonclinical courses, 2016-17						12	11	92%	168
	Other enrolled students, 2016-17						16	15	94%	167
	All program completers, 2016-17						125	116	93%	170
	All program completers, 2015-16						140	133	95%	170
	All program completers, 2014-15						85	78	92%	171


Summary Single Assessment Institution-Level Pass Rate Data: Traditional Teacher Preparation Program Within IHE

	HEOA - Title II 2016 - 2017 Academic Year	
	Institution Name	SHIPPENSBURG UNIV OF PA
	Institution Code	2657
	State	Pennsylvania

February 5, 2018

Assessment Information ¹	Group	Number Taking Assessment	Number Passing Assessment	Institutional Pass Rate	Institutional Average Scaled Score	Assessment Cut Score ²	Statewide				
							Number Taking Assessment	Number Passing Assessment	Statewide Pass Rate	Statewide Average Scaled Score	
HEALTH EDUCATION (5551) Test Company: ETS Score Range: 100-200	All enrolled students who have completed all nonclinical courses, 2016-17						2				
	Other enrolled students, 2016-17										
	All program completers, 2016-17						15	13	87%	165	
	All program completers, 2015-16						23	21	91%	168	
	All program completers, 2014-15						24	22	92%	165	
LATIN (DISCONTINUED) (0600) Test Company: ETS Score Range: 250-990	All enrolled students who have completed all nonclinical courses, 2016-17										
	Other enrolled students, 2016-17										
	All program completers, 2016-17										
	All program completers, 2015-16										
	All program completers, 2014-15							1			
LATIN (5601) Test Company: ETS Score Range: 100-200	All enrolled students who have completed all nonclinical courses, 2016-17										
	Other enrolled students, 2016-17						3				
	All program completers, 2016-17						2				
	All program completers, 2015-16						1				
	All program completers, 2014-15						2				
MARKETING EDUCATION (5561) Test Company: ETS Score Range: 100-200	All enrolled students who have completed all nonclinical courses, 2016-17										
	Other enrolled students, 2016-17										
	All program completers, 2016-17						1				
	All program completers, 2015-16										
	All program completers, 2014-15										


Summary Single Assessment Institution-Level Pass Rate Data: Traditional Teacher Preparation Program Within IHE

	HEOA - Title II 2016 - 2017 Academic Year	
	Institution Name	SHIPPENSBURG UNIV OF PA
	Institution Code	2657
	State	Pennsylvania

February 5, 2018

Assessment Information ¹	Group	Number Taking Assessment	Number Passing Assessment	Institutional Pass Rate	Institutional Average Scaled Score	Assessment Cut Score ²	Statewide				
							Number Taking Assessment	Number Passing Assessment	Statewide Pass Rate	Statewide Average Scaled Score	
MATHEMATICS CONTENT KNOWLEDGE (DISC) (0061) Test Company: ETS Score Range: 100-200	All enrolled students who have completed all nonclinical courses, 2016-17						1				
	Other enrolled students, 2016-17						1				
	All program completers, 2016-17						1				
	All program completers, 2015-16						8				
	All program completers, 2014-15	2					136	19	17	89%	153
MATHEMATICS CONTENT KNOWLEDGE (5161) Test Company: ETS Score Range: 100-200	All enrolled students who have completed all nonclinical courses, 2016-17						30	16	53%	160	
	Other enrolled students, 2016-17	6				160	72	48	67%	162	
	All program completers, 2016-17	7				160	186	143	77%	168	
	All program completers, 2015-16	7				160	263	211	80%	167	
	All program completers, 2014-15	7				160	270	219	81%	167	
MUSIC CONTENT KNOWLEDGE (0113) Test Company: ETS Score Range: 100-200	All enrolled students who have completed all nonclinical courses, 2016-17						23	20	87%	167	
	Other enrolled students, 2016-17						69	62	90%	172	
	All program completers, 2016-17						259	251	97%	172	
	All program completers, 2015-16						292	284	97%	172	
	All program completers, 2014-15						327	320	98%	173	
PA 4-8 CORE SUBJ CONC ENG LANG ARTS (5156) Test Company: ETS Score Range: 100-200	All enrolled students who have completed all nonclinical courses, 2016-17						5				
	Other enrolled students, 2016-17						10	9	90%	170	
	All program completers, 2016-17						25	25	100%	163	
	All program completers, 2015-16	3				156	69	63	91%	167	
	All program completers, 2014-15	4				156	94	86	91%	169	


Summary Single Assessment Institution-Level Pass Rate Data: Traditional Teacher Preparation Program Within IHE

	HEOA - Title II 2016 - 2017 Academic Year	
	Institution Name	SHIPPENSBURG UNIV OF PA
	Institution Code	2657
	State	Pennsylvania

February 5, 2018

Assessment Information ¹	Group	Number Taking Assessment	Number Passing Assessment	Institutional Pass Rate	Institutional Average Scaled Score	Assessment Cut Score ²	Statewide				
							Number Taking Assessment	Number Passing Assessment	Statewide Pass Rate	Statewide Average Scaled Score	
PA 4-8 CORE SUBJ CONC MATHEMATICS (5158) Test Company: ETS Score Range: 100-200	All enrolled students who have completed all nonclinical courses, 2016-17						4				
	Other enrolled students, 2016-17						14	5	36%	161	
	All program completers, 2016-17						20	18	90%	180	
	All program completers, 2015-16	7				173	141	116	82%	179	
	All program completers, 2014-15	8				173	151	114	75%	178	
PA 4-8 CORE SUBJ CONC SCIENCE (5159) Test Company: ETS Score Range: 100-200	All enrolled students who have completed all nonclinical courses, 2016-17						2				
	Other enrolled students, 2016-17						9				
	All program completers, 2016-17						12	12	100%	165	
	All program completers, 2015-16	10	8	80%	162	156	118	103	87%	167	
	All program completers, 2014-15	10	10	100%	167	156	115	104	90%	165	
PA 4-8 CORE SUBJ CONC SOCIAL STUDIES (5157) Test Company: ETS Score Range: 100-200	All enrolled students who have completed all nonclinical courses, 2016-17						4				
	Other enrolled students, 2016-17						13	13	100%	170	
	All program completers, 2016-17	1				150	10	9	90%	154	
	All program completers, 2015-16						54	46	85%	160	
	All program completers, 2014-15	5				150	67	64	96%	162	
PA 4-8 CORE SUBTEST ENG LANG ARTS SOC STUDIES (5154) Test Company: ETS Score Range: 100-200	All enrolled students who have completed all nonclinical courses, 2016-17	1				152	41	33	80%	162	
	Other enrolled students, 2016-17	4				152	76	65	86%	164	
	All program completers, 2016-17	7				152	299	280	94%	164	
	All program completers, 2015-16	19	15	79%	160	152	388	334	86%	164	
	All program completers, 2014-15	27	21	78%	159	152	432	375	87%	163	


Summary Single Assessment Institution-Level Pass Rate Data: Traditional Teacher Preparation Program Within IHE

	HEOA - Title II 2016 - 2017 Academic Year	
	Institution Name	SHIPPENSBURG UNIV OF PA
	Institution Code	2657
	State	Pennsylvania

February 5, 2018

Assessment Information ¹	Group	Number Taking Assessment	Number Passing Assessment	Institutional Pass Rate	Institutional Average Scaled Score	Assessment Cut Score ²	Statewide			
							Number Taking Assessment	Number Passing Assessment	Statewide Pass Rate	Statewide Average Scaled Score
PA 4-8 CORE SUBTEST MATH AND SCIENCE (5155) Test Company: ETS Score Range: 100-200	All enrolled students who have completed all nonclinical courses, 2016-17	1				164	42	32	76%	175
	Other enrolled students, 2016-17	4				164	77	64	83%	176
	All program completers, 2016-17	7				164	298	279	94%	178
	All program completers, 2015-16	19	15	79%	177	164	389	319	82%	176
	All program completers, 2014-15	27	24	89%	173	164	432	354	82%	174
PA 4-8 CORE SUBTEST PEDAGOGY (5153) Test Company: ETS Score Range: 100-200	All enrolled students who have completed all nonclinical courses, 2016-17	1				162	42	42	100%	175
	Other enrolled students, 2016-17	4				162	77	74	96%	177
	All program completers, 2016-17	7				162	299	295	99%	178
	All program completers, 2015-16	19	19	100%	175	162	388	379	98%	177
	All program completers, 2014-15	27	26	96%	174	162	434	428	99%	177
PHYSICS CONTENT KNOWLEDGE (5265) Test Company: ETS Score Range: 100-200	All enrolled students who have completed all nonclinical courses, 2016-17						2			
	Other enrolled students, 2016-17						7			
	All program completers, 2016-17						19	15	79%	156
	All program completers, 2015-16						20	18	90%	162
	All program completers, 2014-15	1					140	23	21	91%
PRAXIS I MATHEMATICS (DISCONTINUED) (0730) Test Company: ETS Score Range: 150-190	All enrolled students who have completed all nonclinical courses, 2016-17						3			
	Other enrolled students, 2016-17	1				173	26	15	58%	174
	All program completers, 2016-17	1				173	30	21	70%	176
	All program completers, 2015-16	7				173	396	354	89%	179
	All program completers, 2014-15	24	24	100%	180	173	2176	2022	93%	180


Summary Single Assessment Institution-Level Pass Rate Data: Traditional Teacher Preparation Program Within IHE

	HEOA - Title II 2016 - 2017 Academic Year	
	Institution Name	SHIPPENSBURG UNIV OF PA
	Institution Code	2657
	State	Pennsylvania

February 5, 2018

Assessment Information ¹	Group	Number Taking Assessment	Number Passing Assessment	Institutional Pass Rate	Institutional Average Scaled Score	Assessment Cut Score ²	Statewide			
							Number Taking Assessment	Number Passing Assessment	Statewide Pass Rate	Statewide Average Scaled Score
PRAXIS I READING (DISCONTINUED) (0710) Test Company: ETS Score Range: 150-190	All enrolled students who have completed all nonclinical courses, 2016-17						6			
	Other enrolled students, 2016-17	1				172	27	18	67%	173
	All program completers, 2016-17						28	21	75%	176
	All program completers, 2015-16	7				172	397	368	93%	178
	All program completers, 2014-15	24	24	100%	178	172	2172	2067	95%	178
PRAXIS I WRITING (DISCONTINUED) (0720) Test Company: ETS Score Range: 150-190	All enrolled students who have completed all nonclinical courses, 2016-17						3			
	Other enrolled students, 2016-17	1				173	29	14	48%	172
	All program completers, 2016-17						25	20	80%	175
	All program completers, 2015-16	7				173	400	333	83%	176
	All program completers, 2014-15	24	20	83%	177	173	2172	1917	88%	176
PROFESSIONAL SCHOOL COUNSELOR (5421) Test Company: ETS Score Range: 100-200	All enrolled students who have completed all nonclinical courses, 2016-17									
	Other enrolled students, 2016-17						1			
	All program completers, 2016-17									
	All program completers, 2015-16									
	All program completers, 2014-15									
READING SPECIALIST II (5301) Test Company: ETS Score Range: 100-200	All enrolled students who have completed all nonclinical courses, 2016-17									
	Other enrolled students, 2016-17						4			
	All program completers, 2016-17						20	17	85%	178
	All program completers, 2015-16						25	24	96%	183
	All program completers, 2014-15						27	25	93%	180


Summary Single Assessment Institution-Level Pass Rate Data: Traditional Teacher Preparation Program Within IHE

	HEOA - Title II 2016 - 2017 Academic Year	
	Institution Name	SHIPPENSBURG UNIV OF PA
	Institution Code	2657
	State	Pennsylvania

February 5, 2018

Assessment Information ¹	Group	Number Taking Assessment	Number Passing Assessment	Institutional Pass Rate	Institutional Average Scaled Score	Assessment Cut Score ²	Statewide			
							Number Taking Assessment	Number Passing Assessment	Statewide Pass Rate	Statewide Average Scaled Score
SE CORE KNOWLEDGE & APPLICATIONS (5354) Test Company: ETS Score Range: 100-200	All enrolled students who have completed all nonclinical courses, 2016-17									
	Other enrolled students, 2016-17									
	All program completers, 2016-17						1			
	All program completers, 2015-16						2			
	All program completers, 2014-15									
SE TEACHING STU WVISUAL IMPAIRMENT (5282) Test Company: ETS Score Range: 100-200	All enrolled students who have completed all nonclinical courses, 2016-17									
	Other enrolled students, 2016-17						4			
	All program completers, 2016-17						11	11	100%	169
	All program completers, 2015-16						7			
	All program completers, 2014-15						7			
SOCIAL STUDIES CONTENT KNOWLEDGE (0081) Test Company: ETS Score Range: 100-200	All enrolled students who have completed all nonclinical courses, 2016-17						53	44	83%	165
	Other enrolled students, 2016-17	11	9	82%	173	157	110	86	78%	167
	All program completers, 2016-17	12	12	100%	172	157	364	326	90%	169
	All program completers, 2015-16	6				157	385	355	92%	169
	All program completers, 2014-15	11	11	100%	172	157	431	394	91%	169
SPANISH WORLD LANGUAGE (5195) Test Company: ETS Score Range: 100-200	All enrolled students who have completed all nonclinical courses, 2016-17						2			
	Other enrolled students, 2016-17						12	9	75%	173
	All program completers, 2016-17	1				168	33	23	70%	171
	All program completers, 2015-16	1				168	26	17	65%	169
	All program completers, 2014-15	3				168	50	29	58%	168


Summary Single Assessment Institution-Level Pass Rate Data: Traditional Teacher Preparation Program Within IHE

	HEOA - Title II 2016 - 2017 Academic Year	
	Institution Name	SHIPPENSBURG UNIV OF PA
	Institution Code	2657
	State	Pennsylvania

February 5, 2018

Assessment Information ¹	Group	Number Taking Assessment	Number Passing Assessment	Institutional Pass Rate	Institutional Average Scaled Score	Assessment Cut Score ²	Statewide			
							Number Taking Assessment	Number Passing Assessment	Statewide Pass Rate	Statewide Average Scaled Score
SPEECH LANGUAGE PATHOLOGY (DISC) (5330) Test Company: ETS Score Range: 250-990	All enrolled students who have completed all nonclinical courses, 2016-17									
	Other enrolled students, 2016-17									
	All program completers, 2016-17									
	All program completers, 2015-16									
	All program completers, 2014-15						4			
SPEECH LANGUAGE PATHOLOGY (5331) Test Company: ETS Score Range: 100-200	All enrolled students who have completed all nonclinical courses, 2016-17									
	Other enrolled students, 2016-17						17	17	100%	184
	All program completers, 2016-17						126	126	100%	179
	All program completers, 2015-16						114	113	99%	179
	All program completers, 2014-15						109	108	99%	176
TECHNOLOGY EDUCATION (5051) Test Company: ETS Score Range: 100-200	All enrolled students who have completed all nonclinical courses, 2016-17									
	Other enrolled students, 2016-17						2			
	All program completers, 2016-17						21	21	100%	181
	All program completers, 2015-16						20	20	100%	181
	All program completers, 2014-15						36	36	100%	183
PAPA - MODULE 1 READING (ESP0001) Test Company: E.S. Pearson* Score Range: 100-300	All enrolled students who have completed all nonclinical courses, 2016-17	12	7	58%	212	220	337	315	93%	235
	Other enrolled students, 2016-17	94	72	77%	222	220	1234	1033	84%	227
	All program completers, 2016-17	60	55	92%	230	220	1711	1640	96%	235
	All program completers, 2015-16	79	70	89%	230	220	2750	2640	96%	236
	All program completers, 2014-15	107	107	100%	244	220	2549	2474	97%	241


Summary Single Assessment Institution-Level Pass Rate Data: Traditional Teacher Preparation Program Within IHE

	HEOA - Title II 2016 - 2017 Academic Year	
	Institution Name	SHIPPENSBURG UNIV OF PA
	Institution Code	2657
	State	Pennsylvania

February 5, 2018

Assessment Information ¹	Group	Number Taking Assessment	Number Passing Assessment	Institutional Pass Rate	Institutional Average Scaled Score	Assessment Cut Score ²	Statewide			
							Number Taking Assessment	Number Passing Assessment	Statewide Pass Rate	Statewide Average Scaled Score
PAPA - MODULE 2 MATH (ESP0002) Test Company: E.S. Pearson* Score Range: 100-300	All enrolled students who have completed all nonclinical courses, 2016-17	8				197	328	309	94%	234
	Other enrolled students, 2016-17	97	78	80%	226	197	1233	1057	86%	229
	All program completers, 2016-17	64	54	84%	230	197	1711	1622	95%	238
	All program completers, 2015-16	79	72	91%	239	197	2747	2644	96%	239
	All program completers, 2014-15	107	105	98%	244	220	2545	2432	96%	241
PAPA - MODULE 3 WRITING (ESP0003) Test Company: E.S. Pearson* Score Range: 100-300	All enrolled students who have completed all nonclinical courses, 2016-17	10	8	80%	225	220	335	315	94%	232
	Other enrolled students, 2016-17	103	74	72%	220	220	1265	1063	84%	228
	All program completers, 2016-17	61	55	90%	228	220	1703	1625	95%	234
	All program completers, 2015-16	80	72	90%	228	220	2748	2643	96%	235
	All program completers, 2014-15	107	106	99%	237	220	2545	2468	97%	240
PECT PREK-4 - MODULE 1 (ESP0006) Test Company: E.S. Pearson* Score Range: 100-300	All enrolled students who have completed all nonclinical courses, 2016-17	22	19	86%	220	197	479	417	87%	226
	Other enrolled students, 2016-17	25	22	88%	233	197	655	530	81%	220
	All program completers, 2016-17	77	73	95%	231	197	2678	2427	91%	227
	All program completers, 2015-16	51	48	94%	236	197	2634	2384	91%	227
	All program completers, 2014-15	63	57	90%	224	197	2685	2444	91%	228
PECT PREK-4 - MODULE 2 (ESP0007) Test Company: E.S. Pearson* Score Range: 100-300	All enrolled students who have completed all nonclinical courses, 2016-17	19	17	89%	218	193	459	374	81%	216
	Other enrolled students, 2016-17	24	20	83%	223	193	577	431	75%	209
	All program completers, 2016-17	74	67	91%	222	193	2665	2255	85%	217
	All program completers, 2015-16	51	46	90%	221	193	2618	2193	84%	217
	All program completers, 2014-15	63	60	95%	221	193	2676	2325	87%	219


Summary Single Assessment Institution-Level Pass Rate Data: Traditional Teacher Preparation Program Within IHE

	HEOA - Title II 2016 - 2017 Academic Year	
	Institution Name	SHIPPENSBURG UNIV OF PA
	Institution Code	2657
	State	Pennsylvania

February 5, 2018

Assessment Information ¹	Group	Number Taking Assessment	Number Passing Assessment	Institutional Pass Rate	Institutional Average Scaled Score	Assessment Cut Score ²	Statewide			
							Number Taking Assessment	Number Passing Assessment	Statewide Pass Rate	Statewide Average Scaled Score
PECT PREK-4 - MODULE 3 (ESP0008) Test Company: E.S. Pearson* Score Range: 100-300	All enrolled students who have completed all nonclinical courses, 2016-17	18	13	72%	219	193	459	332	72%	212
	Other enrolled students, 2016-17	23	20	87%	224	193	579	381	66%	206
	All program completers, 2016-17	73	60	82%	219	193	2659	2052	77%	215
	All program completers, 2015-16	51	40	78%	221	193	2610	2006	77%	215
	All program completers, 2014-15	63	55	87%	224	193	2671	2095	78%	216
PECT SPEC ED 7-12 - MODULE 1 (ESP0015) Test Company: E.S. Pearson* Score Range: 100-300	All enrolled students who have completed all nonclinical courses, 2016-17						13	12	92%	247
	Other enrolled students, 2016-17						9			
	All program completers, 2016-17						42	39	93%	246
	All program completers, 2015-16	1				220	57	54	95%	253
	All program completers, 2014-15						54	54	100%	254
PECT SPEC ED 7-12 - MODULE 2 (ESP0016) Test Company: E.S. Pearson* Score Range: 100-300	All enrolled students who have completed all nonclinical courses, 2016-17						13	12	92%	244
	Other enrolled students, 2016-17						9			
	All program completers, 2016-17						42	39	93%	244
	All program completers, 2015-16	1				220	57	56	98%	250
	All program completers, 2014-15						54	53	98%	251
PECT SPEC ED PREK-8 - MODULE 1 (ESP0011) Test Company: E.S. Pearson* Score Range: 100-300	All enrolled students who have completed all nonclinical courses, 2016-17	12	10	83%	242	220	232	167	72%	230
	Other enrolled students, 2016-17	1				220	245	164	67%	227
	All program completers, 2016-17	17	12	71%	229	220	1199	911	76%	232
	All program completers, 2015-16						1224	953	78%	233
	All program completers, 2014-15						1193	922	77%	232


Summary Single Assessment Institution-Level Pass Rate Data: *Traditional Teacher Preparation Program Within IHE*

	HEOA - Title II 2016 - 2017 Academic Year	
	Institution Name	SHIPPENSBURG UNIV OF PA
	Institution Code	2657
	State	Pennsylvania

February 5, 2018

Assessment Information ¹	Group	Number Taking Assessment	Number Passing Assessment	Institutional Pass Rate	Institutional Average Scaled Score	Assessment Cut Score ²	Statewide			
							Number Taking Assessment	Number Passing Assessment	Statewide Pass Rate	Statewide Average Scaled Score
PECT SPEC ED PREK-8 - MODULE 2 (ESP0012) Test Company: E.S. Pearson* Score Range: 100-300	All enrolled students who have completed all nonclinical courses, 2016-17	12	10	83%	231	220	224	171	76%	230
	Other enrolled students, 2016-17	1				220	235	154	66%	228
	All program completers, 2016-17	17	11	65%	223	220	1189	924	78%	232
	All program completers, 2015-16						1216	926	76%	231
	All program completers, 2014-15						1185	880	74%	230
OPI FRENCH (ACT1006) Test Company: ACTFL* Score Range: 1-10	All enrolled students who have completed all nonclinical courses, 2016-17									
	Other enrolled students, 2016-17						1			
	All program completers, 2016-17									
	All program completers, 2015-16									
	All program completers, 2014-15									
OPI GERMAN (ACT1007) Test Company: ACTFL* Score Range: 1-10	All enrolled students who have completed all nonclinical courses, 2016-17									
	Other enrolled students, 2016-17						1			
	All program completers, 2016-17									
	All program completers, 2015-16									
	All program completers, 2014-15									
OPI ITALIAN (ACT1010) Test Company: ACTFL* Score Range: 1-10	All enrolled students who have completed all nonclinical courses, 2016-17									
	Other enrolled students, 2016-17									
	All program completers, 2016-17						1			
	All program completers, 2015-16									
	All program completers, 2014-15									

Summary Single Assessment Institution-Level Pass Rate Data: Traditional Teacher Preparation Program Within IHE

	HEOA - Title II 2016 - 2017 Academic Year	
	Institution Name	SHIPPENSBURG UNIV OF PA
	Institution Code	2657
	State	Pennsylvania

February 5, 2018

Assessment Information ¹	Group	Number Taking Assessment	Number Passing Assessment	Institutional Pass Rate	Institutional Average Scaled Score	Assessment Cut Score ²	Statewide			
							Number Taking Assessment	Number Passing Assessment	Statewide Pass Rate	Statewide Average Scaled Score
OPI SPANISH (ACT1018) Test Company: ACTFL* Score Range: 1-10	All enrolled students who have completed all nonclinical courses, 2016-17									
	Other enrolled students, 2016-17						7			
	All program completers, 2016-17						1			
	All program completers, 2015-16									
	All program completers, 2014-15									
WPT FRENCH (ACT2005) Test Company: ACTFL* Score Range: 1-10	All enrolled students who have completed all nonclinical courses, 2016-17									
	Other enrolled students, 2016-17						5			
	All program completers, 2016-17						5			
	All program completers, 2015-16									
	All program completers, 2014-15									
WPT GERMAN (ACT2006) Test Company: ACTFL* Score Range: 1-10	All enrolled students who have completed all nonclinical courses, 2016-17									
	Other enrolled students, 2016-17						1			
	All program completers, 2016-17						2			
	All program completers, 2015-16									
	All program completers, 2014-15									
WPT SPANISH (ACT2015) Test Company: ACTFL* Score Range: 1-10	All enrolled students who have completed all nonclinical courses, 2016-17						4			
	Other enrolled students, 2016-17	1				6	11	10	91%	7
	All program completers, 2016-17						28	28	100%	7
	All program completers, 2015-16									
	All program completers, 2014-15									

Note: In cases where there are less than ten students taking the assessment or license/certificate, the number passing and pass rate are not reported.

¹Tests with multiple delivery options (computer, paper, etc.) will be noted with the assessment code for one format only.

²Cut scores may vary for groups depending upon when the cut scores are established by the state and when each group completed their teacher certification or licensure assessment.

*Questions regarding tests listed by this testing company must be addressed to your state Title II Coordinator.