

Welcome!
Please sign in!

<https://tinyurl.com/yztvhtvu>

Teacher Education Data Day

Fall 2025



Welcome
College of Education and
Human Services Dean
Dr. Sam Forlenza



Fall 2025 Data Day Agenda



- ❑ Welcome & Purpose for Data Day
- ❑ Today's Goals
- ❑ Stakeholder Discussions
- ❑ Break
- ❑ Faculty Discussions- PRAXIS & PDE Competencies
- ❑ Closing & Next Steps

**Standard
1.4
Profess.
Respons.**

**Standard
2.1
Partner for
Clinical**

**Standard
4
Program
Impact**

**Standard
5.1
Quality
Assurance**

A vintage-style map of the Arctic region, showing various islands and sea names. A white rectangular box with a thin blue border is centered on the map, containing the text. The map includes labels like 'Franklin B.', 'C. Nelson', 'C. Kellett', '80°', 'Jeanette 1881', 'Bernett L.', 'Faddeyeff L.', 'C. + Baran. Toll 1901', 'Lena Delta', 'Bulan', 'Molok', 'Victoria L.', 'McClintock St.', 'Bea W.', 'Mariane N. 1810', 'South Fr. Reg.', 'Cockburn L.', 'L and C', 'C. Kater', 'Davis', 'Upernivik', 'Omenak', 'Svarte Hulk', 'Lamberts L.', 'Hudson 1607', 'West Spitzbergen', 'Snitzhergen', 'Olga Str.', 'Edge I.', 'Barents Sea', 'Mooahel Strait', 'Moller B.', 'Kara Sea', 'Khabarov', 'Taz G.', 'of Ob', and 'Nikitinsk'.


Today's Goals

- Strengthen the culture of data analysis for program planning
- Engage stakeholders in discussions about data
- Use data to inform decision making
- Provide an opportunity for professional learning and collaboration

Introductions



- Move to your Mixed Table Group
- Introduce yourselves & your role
- What are your hopes for this time together?
- What would your superpower be and why?



Stakeholder Discussion



- ❑ Data Sets
 - ❑ PRAXIS & PECT
 - ❑ PDE 430 - Trend data

Stand 1
Content &
Pedagog
Know

Stand 2
Clinical
Partner &
Practice

PRAXIS & PECT



From your perspective,



- What challenges are emerging related to preservice teachers passing PRAXIS?
- What practices are in place to support pre-service/in-service teachers in passing their PRAXIS exams?

Teacher Education Data Day Protocol – Fall 2025

Team

Table Participants:

Data Framing

First Look

Notice	Wonder	Impact on My Work

1. Identify Data:

- Understand its context and purpose.

2. First Look:

- Initial dataset overview.
- Identify trends, patterns, or outliers.
- Formulate initial questions.

3. Dig Deeper:

- Explore data sections.
- Analyze relevant variables.
- Refine questions based on findings.

Data Framing



- Two years of results, 2023-2024 & 2024-2025
- First attempts only (for now!)
- Overall score for all candidates

PRAXIS/PECT Results

TestTypeID	TestName	2023-2024			2024-2025			Notes
		TestsTaken	Passed	Pass%	TestsTaken	Passed	Pass%	
ECH Elem: Pre-K - 4								
8006	PreK-4 MOD 1: Child Dev, Assessment, Prof	100	69	69.00%	66	47	71.21%	
8007	PreK-4 MOD 2: Lang, Social Stud, Arts	93	68	73.12%	74	55	74.32%	
8008	PreK-4 MOD 3: Math, Science, Health	97	66	68.04%	76	46	60.53%	
Special Ed								
8011	Spec Ed: PreK-8 Module 1	10	7	70.00%				
8012	Spec Ed: PreK-8 Module 2	10	7	70.00%				
8015	Spec Ed: 7-12 Module 1	1	1	100.00%				
8016	Spec Ed: 7-12 Module 2	1	1	100.00%				
5354	Special Ed: Core Knowledge and Applications*	9	9	100.00%	1	1	100.00%	Discontinued 8/31/23
5355	Spec Education: Foundational Knowledge*	13	13	100.00%	16	16	100.00%	
Mid Level/Elementary: Gr 4 - 8								
5153	PA Grades 4-8: MOD 1 Pedagogy	6	4	66.67%	11	10	90.91%	
5154	PA Grades 4-8: MOD 2 English & Social Studies	11	6	54.55%	18	7	38.89%	
5155	PA Gr 4-8: MOD 3 Math & Science	10	10	100.00%	17	7	41.18%	
5156	PA Gr 4-8 Subj Concentration: English				3	2	66.67%	
5157	PA Gr 4-8 Subj Concentration: Social Studies	2	0	0.00%	5	2	40.00%	
5158	PA Gr 4-8 Subj Concentration: Mathematics	2	0	0.00%	6	2	33.33%	
5159	PA Gr 4-8 Subj Concentration: Science	2	0	0.00%	2	2	100.00%	
Secondary Ed								
5511	Fundamental Subjects Content Knowledge*	3	3	100.00%	9	7	77.78%	
5134	Art: Content Knowledge*	2	1	50.00%	6	5	83.33%	
5236	Biology	3	3	100.00%	1	1	100.00%	
5246	Chemistry				2	1	50.00%	
5038	English Language Arts: Content Knowledge	6	4	66.67%	6	4	66.67%	
5165	Mathematics	5	1	20.00%	8	5	62.50%	
5081	Social Studies: Content Knowledge	19	13	68.42%	4	2	50.00%	Discontinued 8/31/24
5581	Social Studies				9	8	88.89%	
Graduate Level								
5302	Reading Specialist*	1	0	0.00%	3	2	66.67%	
5412	Educational Leadership: Admin & Supervision	1	1	100.00%	1	1	100.00%	
6990	School Leadership Licensure Assessment/SLLA	12	12	100.00%	16	15	93.75%	
6991	School Superintendent Assessment	9	9	100.00%	2	2	100.00%	
		428	308	71.96%	362	250	69.06%	

Teacher Education Data Day Protocol – Fall 2025

Team

Table Participants:

Data Framing

First Look

Notice	Wonder	Impact on My Work

1. Identify Data:

- Understand its context and purpose.

2. First Look:

- Initial dataset overview.
- Identify trends, patterns, or outliers.
- Formulate initial questions.

3. Dig Deeper:

- Explore data sections.
- Analyze relevant variables.
- Refine questions based on findings.



Group Share

Provide 2 key points in
your conversation.



PDE 430

Trend Data



The PDE 430

- **Category I: Planning and Preparation**
 - Thorough content and pedagogical knowledge
 - Goal-driven planning based on content, students, and context
- **Category II: Classroom Environment**
 - Purposeful, equitable, and safe learning space
 - Clear expectations and routines for student behavior
- **Category III: Instruction**
 - Engaging instruction through varied strategies
 - Effective content and pedagogical knowledge
- **Category IV: Professionalism**
 - Demonstrates professionalism in and beyond the classroom
 - Exhibits professional qualities



Pennsylvania Statewide Evaluation Form for Student Professional Knowledge and Practice (PDE 430)



Pennsylvania
Department of Education

Commonwealth of Pennsylvania | Department of Education | 607 South Drive Harrisburg, PA 17120



Danielson Evaluation Tool Pilot



Shippensburg University's Adapted Danielson Evaluation For Student Teachers

Mid
Final

Term/Year:

Student/Candidate Information

Last Name: First Name:

District/IU: School:

Subject(s) Taught: Grade Level:

Evaluator Information

Name: Title/Role:

Rating Scale

Rating	Unsatisfactory	Emergent	Expected	Exemplary
Points	0	1	2	3
Criteria	The Candidate's performance does not meet expectations.	The Candidate's performance shows the potential of developing into the role of a proficient novice educator.	The Candidate's performance aligns with the standard expectations of an effective novice educator.	The Candidate's performance mirrors that of an accomplished novice educator.

Performance Evaluation

Domain I: Planning & Preparation

Item:	Rating:	Component of Practice:
1a	<input type="text"/>	Demonstrating knowledge of content and pedagogy
1b	<input type="text"/>	Demonstrating knowledge of students
1c	<input type="text"/>	Setting instructional outcomes
1d	<input type="text"/>	Demonstrating knowledge of resources
1e	<input type="text"/>	Designing coherent instruction
1f	<input type="text"/>	Designing student assessment

Comments:

Teacher Education Data Day Protocol – Fall 2025

Team

Table Participants:

Data Framing

First Look

Notice	Wonder	Impact on My Work

1. Identify Data:

- Understand its context and purpose.

2. First Look:

- Initial dataset overview.
- Identify trends, patterns, or outliers.
- Formulate initial questions.

3. Dig Deeper:

- Explore data sections.
- Analyze relevant variables.
- Refine questions based on findings.

Data Framing

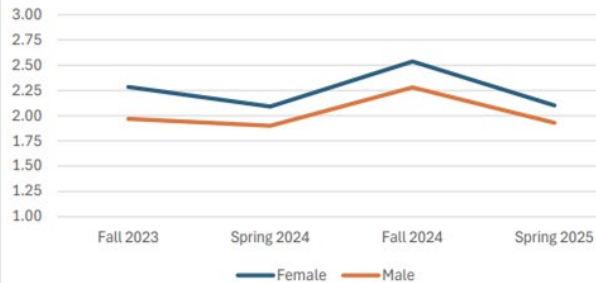


- Scoring is 0-3 with 3 being the highest
- The graphs show overall results for all four 430/Danielson Domains.
- Data represents results from Fall 2023 - Spring 2025
- Data is disaggregated by gender, ethnicity, and program.

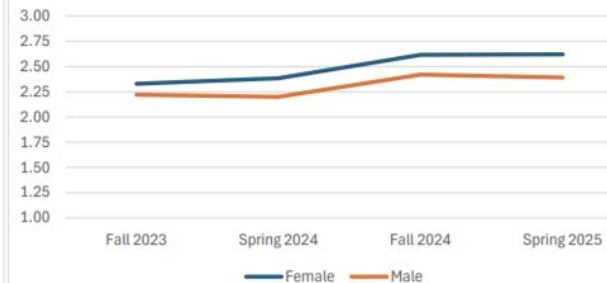
PDE 430 Trend Data



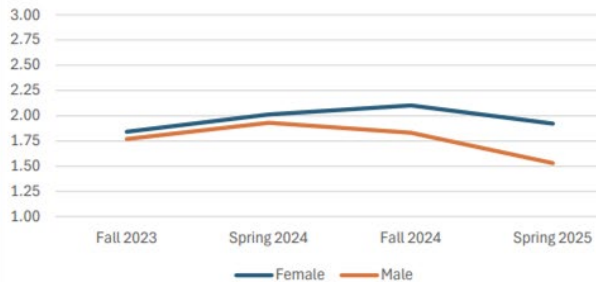
Mid Cooperating Teacher PDE 430 Scores



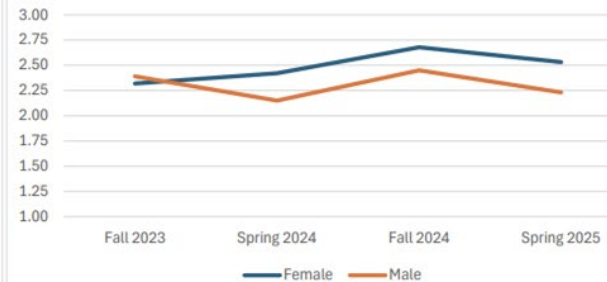
Final Cooperating Teacher PDE 430 Scores



Mid University Supervisor PDE 430 Scores



Final University Supervisor PDE 430 Scores



Teacher Education Data Day Protocol – Fall 2025

Team

Table Participants:

Data Framing

First Look

Notice	Wonder	Impact on My Work

1. Identify Data:

- Understand its context and purpose.

2. First Look:

- Initial dataset overview.
- Identify trends, patterns, or outliers.
- Formulate initial questions.

3. Dig Deeper:

- Explore data sections.
- Analyze relevant variables.
- Refine questions based on findings.



Group Share

Provide 2 key points in
your conversation.





Impact on Student Learning Update



Standard
4
Program
Impact

DESIGN THINKING PROCESS

1-EMPATHIZE

Lorem ipsum dolor sit amet, consectetur adipiscing elit.



3-IDEATE

Lorem ipsum dolor sit amet, consectetur adipiscing elit.



5-TEST

Lorem ipsum dolor sit amet, consectetur adipiscing elit.



2-DEFINE

Lorem ipsum dolor sit amet, consectetur adipiscing elit.



4-PROTOTYPE

Lorem ipsum dolor sit amet, consectetur adipiscing elit.



6-IMPLEMENT

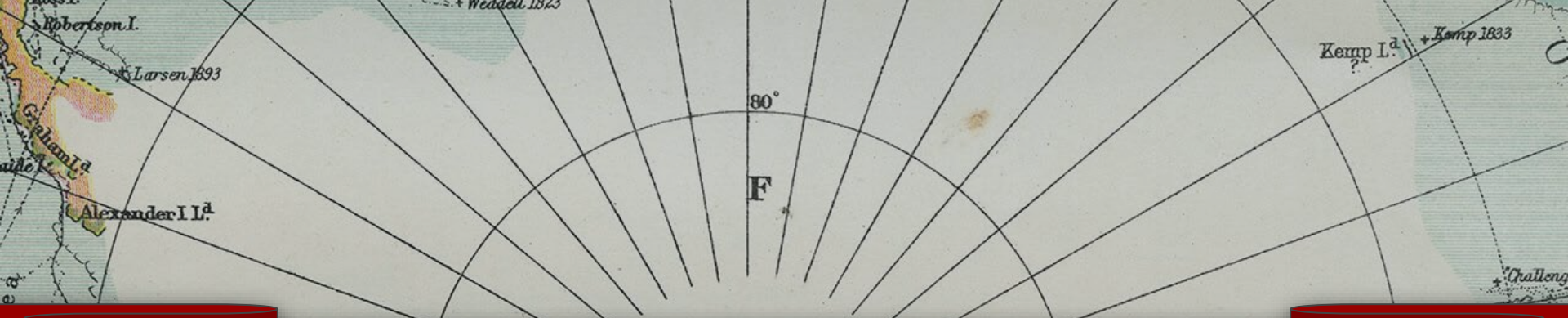
Lorem ipsum dolor sit amet, consectetur adipiscing elit.



UNDERSTAND

EXPLORE

MATERIALIZE



THANK YOU DISTRICT PARTNERS!



Break



Stakeholder Reflection



- What did you learn from the stakeholder discussion?
- What questions do you still have?





PRAXIS & PECT

Stand 1
Content &
Pedagog
Know

Standard
4
Program
Impact

PRAXIS & PECT Deep Dive

TestTypeID	TestName	TestsTaken	Passed	Pass%	Subarea1%Correct	Subarea2%Correct
ECH Elem: Pre-K - 4						
8006	PreK-4 MOD 1: Child Dev, Assessment, Prof	66	47	71.21%	78.77%	70.42%
8007	PreK-4 MOD 2: Lang, Social Stud, Arts	74	55	74.32%	72.65%	81.89%
8008	PreK-4 MOD 3: Math, Science, Health	76	46	60.53%		

Module 1 (8006)

Subarea 1: Child Development, Learning, and Assessment (60%) focuses on child development, assessment methods, and meeting the needs of diverse learners.

Subarea 2: Collaboration and Professionalism (40%) covers working with families and colleagues, as well as legal and ethical responsibilities.

Module 2 (8007)

Subarea 1: Language and Literacy Development (66%) includes topics such as standards-based literacy instruction, emergent literacy, reading skills, and communication skills.

Subarea 2: Social Studies, Arts, and Humanities (34%) addresses fundamental concepts in these areas.

Module 3 (8008)

Covers foundational concepts in mathematical learning, scientific learning, motor development, and health.

PDE Competencies



- Review the competencies.
- Where are areas of strengths?
- Where are potential gaps?

PDE Competencies

Competencies	Course	Course	Course	Course	Course	Course	Key Assess/Assign
VI Professional and Ethical Practice							
Candidates will be able to:							
A. Demonstrate an understanding of, and apply, FERPA (Family Education Right to Privacy Act) and other privacy laws requiring confidentiality in all educational interactions with students, families, and community.							
B. Demonstrate effective advocacy procedures, including facilitating self-advocacy skills in students as they move through PK-12 settings and beyond.							
C. Promote positive relationships to support collaboration and partnerships in order to effectively implement the IEP.							
D. Identify methods to increase knowledge and pedagogical skills through participation in meaning professional development							
E. Demonstrate integrity, ethical behavior, and professional conduct as stated in Pennsylvania's Code of Professional Practice and Conduct for Educators; and local, state, and federal laws and regulations.							
F. Implement procedures and legal requirements for safeguarding student health and welfare.							
G. Demonstrate an understanding of ethical practice for assessment.*							

Table Reflections



What did you learn from
your data discussions?



Check your email &
vote for a date!

Spring Data Day

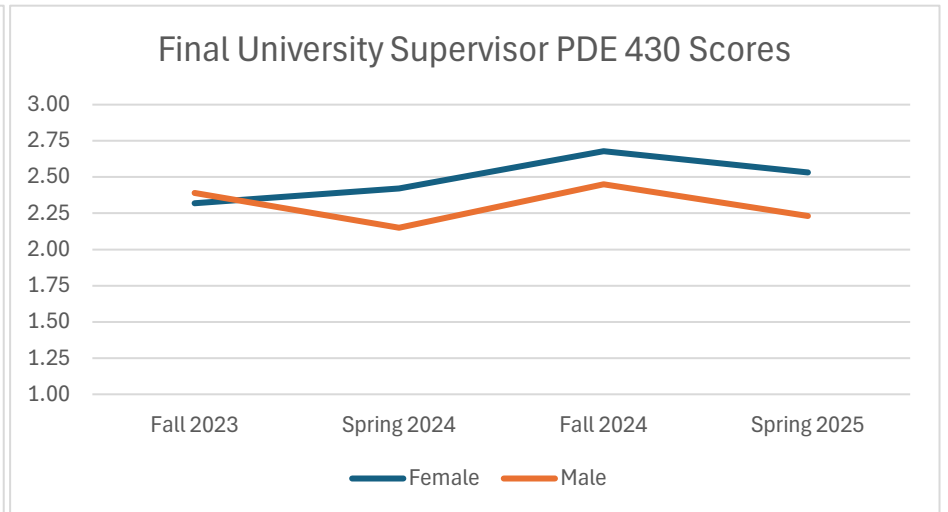
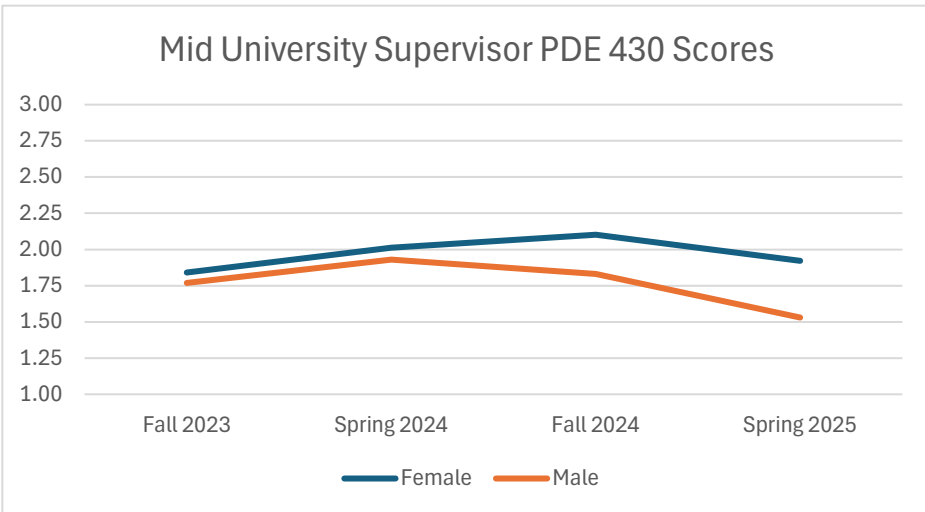
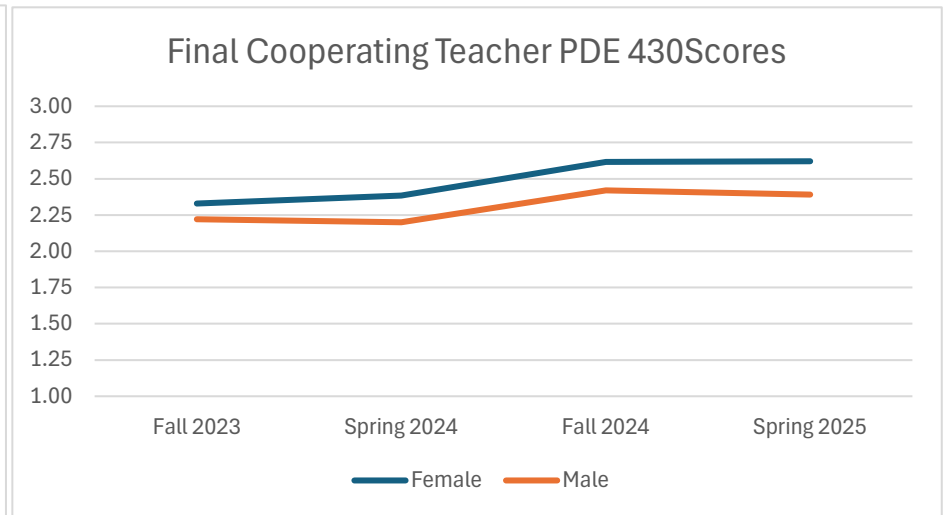
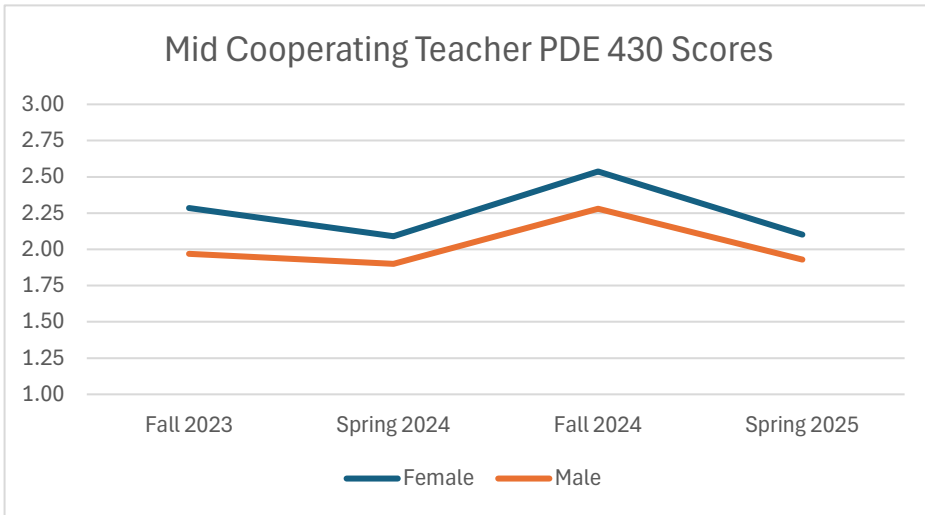


Mid Cooperating Teacher		
	Female	Male
Fall 2023	2.28	1.97
Spring 2024	2.09	1.90
Fall 2024	2.54	2.28
Spring 2025	2.10	1.93

Final Cooperating Teacher		
	Female	Male
Fall 2023	2.33	2.22
Spring 2024	2.38	2.20
Fall 2024	2.62	2.42
Spring 2025	2.62	2.39

Mid University Supervisor		
	Female	Male
Fall 2023	1.84	1.77
Spring 2024	2.01	1.93
Fall 2024	2.10	1.83
Spring 2025	1.92	1.53

Final University Supervisor		
	Female	Male
Fall 2023	2.32	2.39
Spring 2024	2.42	2.15
Fall 2024	2.68	2.45
Spring 2025	2.53	2.23

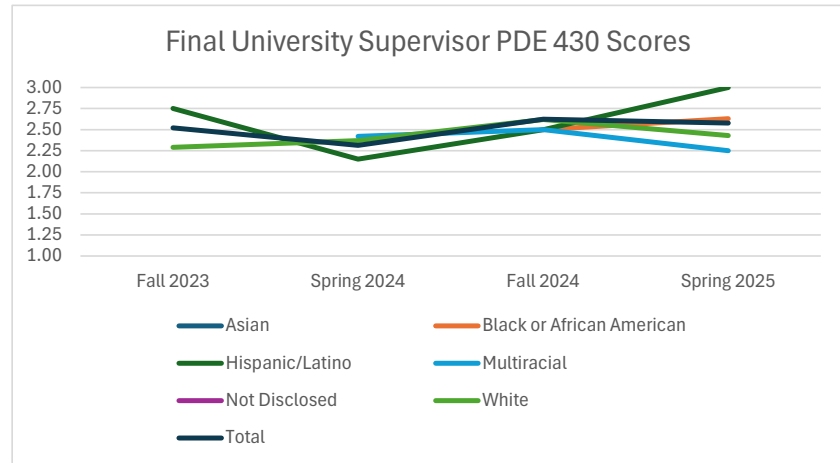
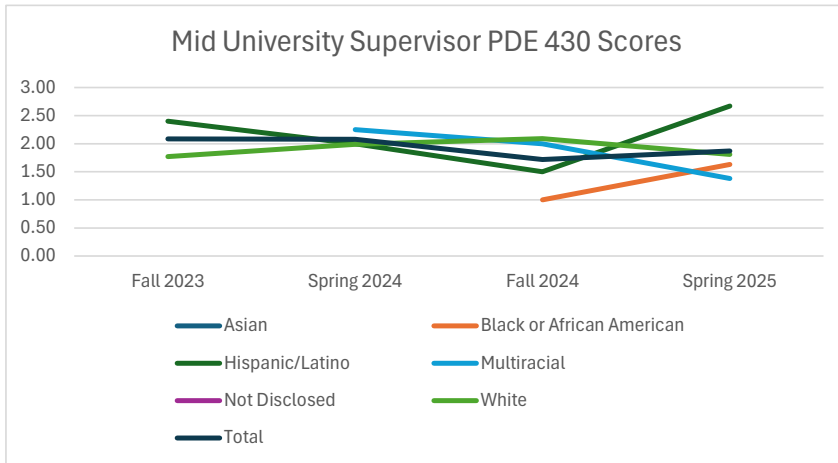
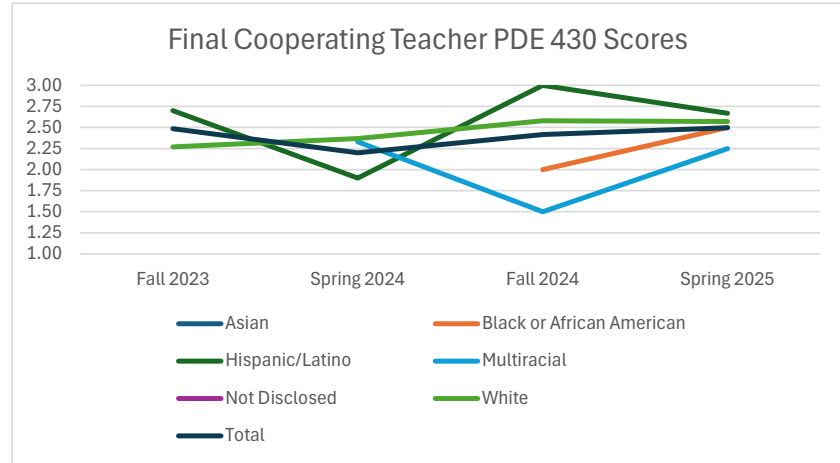
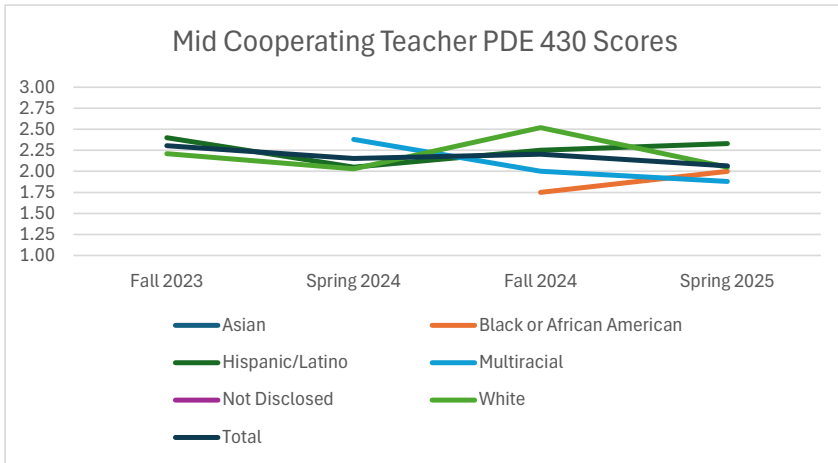


Mid Cooperating Teacher				
	Fall 2023	Spring 2024	Fall 2024	Spring 2025
Asian			2.50	
Black or African American			1.75	2.00
Hispanic/Latino	2.40	2.05	2.25	2.33
Multiracial		2.38	2.00	1.88
Not Disclosed				
White	2.21	2.03	2.52	2.05
Total	2.31	2.15	2.20	2.07

Final Cooperating Teacher				
	Fall 2023	Spring 2024	Fall 2024	Spring 2025
Asian			3.00	
Black or African American			2.00	2.50
Hispanic/Latino	2.70	1.90	3.00	2.67
Multiracial		2.33	1.50	2.25
Not Disclosed				
White	2.27	2.37	2.58	2.57
Total	2.49	2.20	2.42	2.50

Mid University Supervisor				
	Fall 2023	Spring 2024	Fall 2024	Spring 2025
Asian			2.00	
Black or African American			1.00	1.63
Hispanic/Latino	2.40	2.00	1.50	2.67
Multiracial		2.25	2.00	1.38
Not Disclosed				
White	1.77	1.99	2.09	1.81
Total	2.09	2.08	1.72	1.87

Final University Supervisor				
	Fall 2023	Spring 2024	Fall 2024	Spring 2025
Asian			3.00	
Black or African American			2.50	2.63
Hispanic/Latino	2.75	2.15	2.50	3.00
Multiracial		2.42	2.50	2.25
Not Disclosed				
White	2.29	2.37	2.62	2.43
Total	2.52	2.31	2.62	2.58



Mid Cooperating Teacher

	Fall 2023	Spring 2024	Fall 2024	Spring 2025
ECH Elem: Pre-K - 4	2.43	2.07	2.21	2.13
Graduate	1.38	2.18	2.25	3.00
Mid Level/Elementary: Gr 4 - 8		2.33		2.25
Secondary Ed	2.21	1.78	2.25	1.77
Special Ed & ECH Ed	2.29	2.29	2.71	1.25

Final Cooperating Teacher

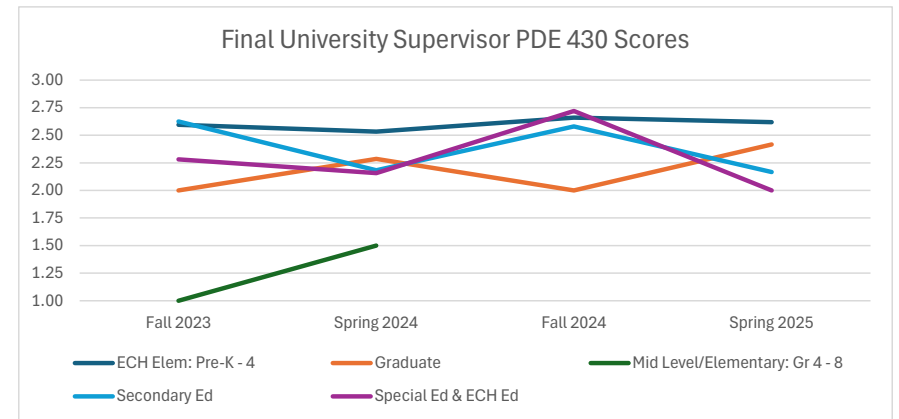
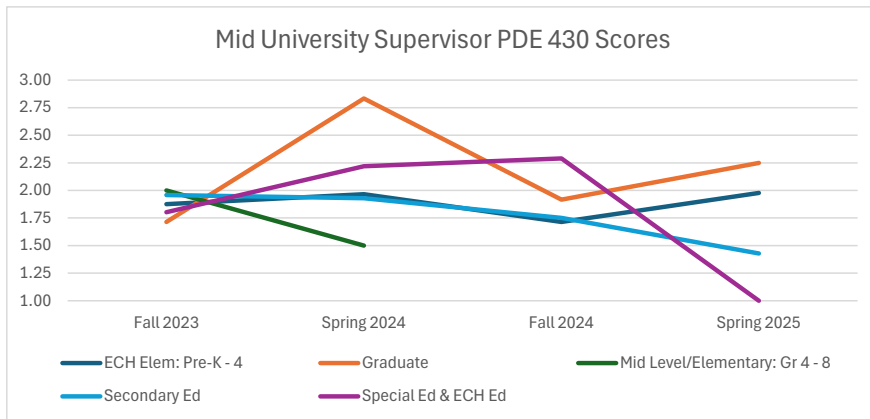
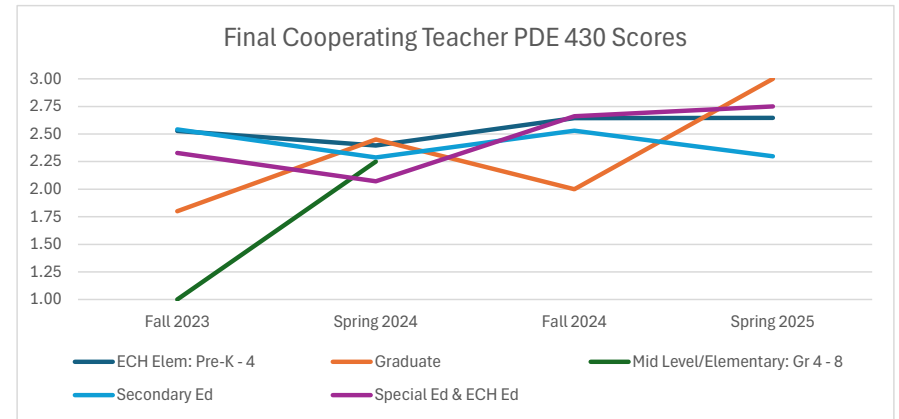
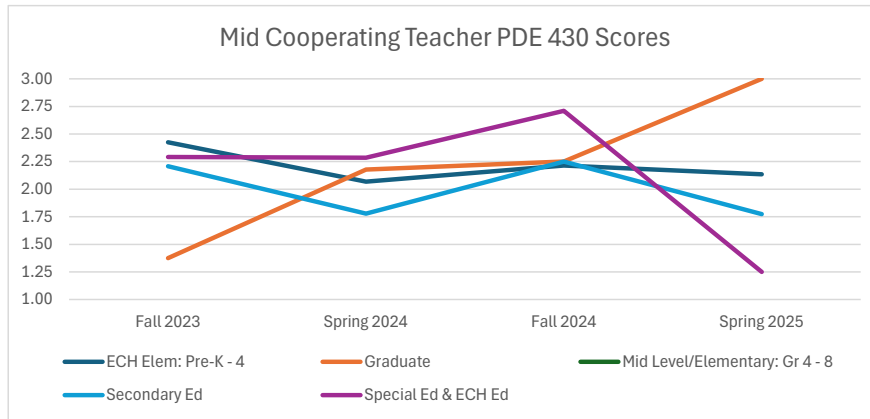
	Fall 2023	Spring 2024	Fall 2024	Spring 2025
ECH Elem: Pre-K - 4	2.53	2.40	2.64	2.65
Graduate	1.80	2.45	2.00	3.00
Mid Level/Elementary: Gr 4 - 8	1.00	2.25		2.56
Secondary Ed	2.54	2.29	2.53	2.30
Special Ed & ECH Ed	2.33	2.07	2.66	2.75

Mid University Supervisor

	Fall 2023	Spring 2024	Fall 2024	Spring 2025
ECH Elem: Pre-K - 4	1.88	1.97	1.71	1.98
Graduate	1.71	2.83	1.92	2.25
Mid Level/Elementary: Gr 4 - 8	2.00	1.50		1.63
Secondary Ed	1.96	1.93	1.75	1.43
Special Ed & ECH Ed	1.80	2.22	2.29	1.00

Final University Supervisor

	Fall 2023	Spring 2024	Fall 2024	Spring 2025
ECH Elem: Pre-K - 4	2.60	2.53	2.66	2.62
Graduate	2.00	2.29	2.00	2.42
Mid Level/Elementary: Gr 4 - 8	1.00	1.50		1.94
Secondary Ed	2.63	2.18	2.58	2.17
Special Ed & ECH Ed	2.28	2.16	2.72	2.00



	Fall 2023	Spring 2024	Fall 2024	Spring 2025
Total	59	98	38	84
Female	47	76	28	63
Male	12	22	10	21
Asian			1	
Black or African American			1	2
Hispanic/Latino	5	5	2	3
Multiracial		4	1	2
Not Disclosed		1		
White	54	88	33	77
Art/Secondary Education Certn	1		3	4
Biology				1
Biology/Secondary Ed Certn		1	2	
Chemistry/Secondary Certn		1		
Curriculum & Instruction	1			
ECH Elem: Pre-K - 4	13	55	8	55
English/Secondary Certn		6		2
History/Social Studies Certn	3	14	3	10
Mathematics	1	1	1	5
Mid Level/Elementary: Gr 4 - 8	1	5		4
Spanish/Secondary Certn	2			
Special Ed & ECH Ed	31	8	18	1
Special Ed/Comp Sp Ed Conc	2	7	2	2
Special Education			1	
STEM Education	4			

TestTypeID	TestName	2023-2024			2024-2025			Notes
		TestsTaken	Passed	Pass%	TestsTaken	Passed	Pass%	
ECH Elem: Pre-K - 4								
8006	PreK-4 MOD 1: Child Dev, Assessment, Prof	100	69	69.00%	66	47	71.21%	
8007	PreK-4 MOD 2: Lang, Social Stud, Arts	93	68	73.12%	74	55	74.32%	
8008	PreK-4 MOD 3: Math, Science, Health	97	66	68.04%	76	46	60.53%	
Special Ed								
8011	Spec Ed: PreK-8 Module 1	10	7	70.00%				
8012	Spec Ed: PreK-8 Module 2	10	7	70.00%				
8015	Spec Ed: 7-12 Module 1	1	1	100.00%				
8016	Spec Ed: 7-12 Module 2	1	1	100.00%				
5354	<i>Special Ed: Core Knowledge and Applications*</i>	9	9	100.00%	1	1	100.00%	Discontinued 8/31/23
5355	Spec Education: Foundational Knowledge*	13	13	100.00%	16	16	100.00%	
Mid Level/Elementary: Gr 4 - 8								
5153	PA Grades 4-8: MOD 1 Pedagogy	6	4	66.67%	11	10	90.91%	
5154	PA Grades 4-8: MOD 2 English & Social Studies	11	6	54.55%	18	7	38.89%	
5155	PA Gr 4-8: MOD 3 Math & Science	10	10	100.00%	17	7	41.18%	
5156	PA Gr 4-8 Subj Concentration: English				3	2	66.67%	
5157	PA Gr 4-8 Subj Concentration: Social Studies	2	0	0.00%	5	2	40.00%	
5158	PA Gr 4-8 Subj Concentration: Mathematics	2	0	0.00%	6	2	33.33%	
5159	PA Gr 4-8 Subj Concentration: Science	2	0	0.00%	2	2	100.00%	
Secondary Ed								
5511	Fundamental Subjects Content Knowledge*	3	3	100.00%	9	7	77.78%	
5134	Art: Content Knowledge*	2	1	50.00%	6	5	83.33%	
5236	Biology	3	3	100.00%	1	1	100.00%	
5246	Chemistry				2	1	50.00%	
5038	English Language Arts: Content Knowledge	6	4	66.67%	6	4	66.67%	
5165	Mathematics	5	1	20.00%	8	5	62.50%	
5081	<i>Social Studies: Content Knowledge</i>	19	13	68.42%	4	2	50.00%	Discontinued 8/31/24
5581	Social Studies				9	8	88.89%	
Graduate Level								
5302	Reading Specialist*	1	0	0.00%	3	2	66.67%	
5412	Educational Leadership: Admin & Supervision	1	1	100.00%	1	1	100.00%	
6990	School Leadership Licensure Assessment/SLLA	12	12	100.00%	16	15	93.75%	
6991	School Superintendent Assessment	9	9	100.00%	2	2	100.00%	
		428	308	71.96%	362	250	69.06%	

TestTypeID	TestName	TestsTaken	Passed	Pass%	Subarea1%Correct	Subarea2%Correct
ECH Elem: Pre-K - 4						
8006	PreK-4 MOD 1: Child Dev, Assessment, Prof	66	47	71.21%	78.77%	70.42%
8007	PreK-4 MOD 2: Lang, Social Stud, Arts	74	55	74.32%	72.65%	81.89%
8008	PreK-4 MOD 3: Math, Science, Health	76	46	60.53%		

Module 1 (8006)

Subarea 1: Child Development, Learning, and Assessment (60%) focuses on child development, assessment methods, and meeting the needs of diverse learners.

Subarea 2: Collaboration and Professionalism (40%) covers working with families and colleagues, as well as legal and ethical responsibilities.

Module 2 (8007)

Subarea 1: Language and Literacy Development (66%) includes topics such as standards-based literacy instruction, emergent literacy, reading skills, and communication skills.

Subarea 2: Social Studies, Arts, and Humanities (34%) addresses fundamental concepts in these areas.

Module 3 (8008)

Covers foundational concepts in mathematical learning, scientific learning, motor development, and health.

TestTypeID	TestName	TestsTaken	Passed	Pass%	Category1	Category2	Category3	Category4	Category5	Notes
Special Education										
5354	Special Ed: Core Knowledge and Applications	1	1	100.00%	13/18	19/26	20/25	12/20	15/20	Discontinued 8/31/23
5355	Spec Education: Foundational Knowledge	16	16	100.00%	23.13/29	26.44/34	19.06/25	15.31/21		

5355 Spec Education: Foundational Knowledge

- Category 1: Human Development and Individual Learning Differences
- Category 2: Effective Planning and Instruction and Productive Learning Environments
- Category 3: Assessment
- Category 4: Professional Learning, Practice and Collaboration

5354 Special Ed; Core Knowledge and Applications

- Category 1: Development and Characteristics of Learners
- Category 2: Planning and the Learning Environment
- Category 3: Instruction
- Category 4: Assessment
- Category 5: Foundations and Professional Responsibilities

TestTypeID	TestName	TestsTaken	Passed	Pass%	Category1	Category2	Category3	Category4	Category5
Mid Level/Elementary: Gr 4 - 8									
5153	PA Grades 4-8: MOD 1 Pedagogy	11	10	90.91%	10.09/15	13.18/18	9.36/12	8.45/15	
5154	PA Grades 4-8: MOD 2 English & Social Studies	18	7	38.89%	19.94/30	16.22/30			
5155	PA Gr 4-8: MOD 3 Math & Science	17	7	41.18%	19.41/30	20.94/30			
5156	PA Gr 4-8 Subj Concentration: English	3	2	66.67%	21.33/30	19.67/30	10/15		
5157	PA Gr 4-8 Subj Concentration: Social Studies	5	2	40.00%	12.6/20	8.8/15	7/13	8.4/12	9.4/15
5158	PA Gr 4-8 Subj Concentration: Mathematics	6	2	33.33%	21/32	11.5/18			
5159	PA Gr 4-8 Subj Concentration: Science	2	2	100.00%	17.5/18	15/21	5/18	14/18	

5153 PA Grades 4-8: MOD 2 Pedagogy

- Category 1: Adolescents as Learners
- Category 2: Curriculum and Instruction
- Category 3: Assessment
- Category 4: Professionalism

5157 PA Grades 4-8 Subj Concentration Social Studies

- Category 1: United States History
- Category 2: World History
- Category 3: Government/Political Science
- Category 4: Economics
- Category 5: Geography

5154 PA Grades 4-8: MOD 2 English & Social Studies

- Category 1: English Language Arts
- Category 2: Social Studies

5158 PA Grades 4-8 Subj Concentration Mathematics

- Category 1: Arithmetic and Algebra
- Category 2: Geometry and Data

5155 PA Grades 4-8: MOD 3 Math & Science

- Category 1: Mathematics
- Category 2: Science

5159 PA Grades 4-8 Subj Concentration Science

- Category 1: Basic Principles and Processes
- Category 2: Physical Sciences
- Category 3: Life Sciences
- Category 4: Earth and Space Sciences

5156 PA Grades 4-8 Subj Concentration English

- Category 1: Reading
- Category 2: Writing
- Category 3: Media Literacy and Literacy Development

TestTypeID	TestName	TestsTaken	Passed	Pass%	Category1	Category2	Category3	Category4	Category5	Category6	Category7	Category8	Category9	Notes
Secondary Education														
5511	Fundamental Subjects Content Knowledge	9	7	77.78%	18/25	16.78/25	15.67/25	18.11/25						
5134	Art: Content Knowledge	6	5	83.33%	46.67/63	21.67/36								
5236	Biology	1	1	100.00%	12/15	21/27	21/31	13/24	18/23	50/71	32/42			
5246	Chemistry	2	1	50.00%	11/14	12/25	11/20	7.5/23	8/17	21/55	14.5/31			
5038	English Language Arts: Content Knowledge	6	4	66.67%	32/41	22.33/28	31.83/41							
5165	Mathematics	8	5	62.50%	13.38/18	5.13/6	8.25/12	13.63/18	9.63/12	4/6	8.75/12	8.5/12	11.25/15	
5081	Social Studies: Content Knowledge	4	2	50.00%	14.25/22	13.5/22	12.75/23	10.25/16	9.5/14	6.25/11				Discontinued 8/31/24
5581	Social Studies	9	8	88.89%	25.89/35	19.11/26	12.56/16	20.89/27	11/15					

5511 Fundamental Subjects Content Knowledge

- Category 1: English Language Arts
- Category 2: Mathematics
- Category 3: Citizenship and Social Science
- Category 4: Science

5165 Mathematics

- Category 1: H Category 1: Number and Quantity and Algebra
- Category 2: H Category 2: Numbers and Quantity
- Category 3: A Category 3: Algebra
- Category 4: F Category 4: Functions and Calculus
- Category 5: F Category 5: Functions
- Category 6: C Category 6: Calculus
- Category 7: C Category 7: Geometry
- Category 8: S Category 8: Statistics and Probability
- Category 9: C Category 9: Questions that involve tasks of teaching mathematics

5134 Art: Content Knowledge

- Category 1: Art Making
- Category 2: Historical and Theoretical Foundations of Art

5236 Biology

- Category 1: Nature and Impact of Science and Engineering
- Category 2: Cell Biology: Cell Structure and Function
- Category 3: Genetics and Evolution
- Category 4: Diversity of Life and Organismal Biology
- Category 5: Ecology: Organisms and Environments
- Category 6: Questions that integrate science and engineering practice
- Category 7: Questions that involve tasks of teaching science

5081 Social Studies: Content Knowledge

- Category 1: L Category 1: United States History
- Category 2: W Category 2: World History
- Category 3: C Category 3: Government/Civics/Political Science
- Category 4: C Category 4: Geography
- Category 5: E Category 5: Economics
- Category 6: E Category 6: Behavioral Sciences

5246 Chemistry

- Category 1: Nature and Impact of Science and Engineering
- Category 2: Principles and Models of Matter and Energy
- Category 3: Chemical Composition, Bonding, and Structure
- Category 4: Chemical Reactions and Periodicity
- Category 5: Solutions and Acid-Base Chemistry
- Category 6: Questions that integrate science and engineering practice
- Category 7: Questions that involve tasks of teaching science

5581 Social Studies

- Category 1: L Category 1: United States History
- Category 2: W Category 2: World History
- Category 3: C Category 3: Geography
- Category 4: C Category 4: Civics
- Category 5: E Category 5: Economics

5038 English Language Arts: Content Knowledge

- Category 1: Reading
- Category 2: Language Use and Vocabulary
- Category 3: Writing, Speaking, Listening

TestTypeID	TestName	TestsTaken	Passed	Pass%	Category1	Category2	Category3	Category4	Category5	Category6	Category7
Graduate Level											
5302	Reading Specialist	3	2	66.67%	28.33/37	15.67/22	10.67/16	10/12			
5412	Educational Leadership: Admin & Supervision	1	1	100.00%	11/16	18/23	15/18	11/15	11/13	13/13	
6990	School Leadership Licensure Assessment/SLLA	16	15	93.75%	12.38/17	16.31/23	12.63/18	12/16	9.69/13	8.88/13	18.63/24
6991	School Superintendent Assessment	2	2	100.00%	17/24	12/17	13/17	12/15	17/20	9.5/12	16.5/18

5303 Reading Specialist

Category 1: Curriculum and Instruction

Category 2: Assessment

Category 3: Professional Leadership and Specialized Roles

Category 4: Application

6990 School Leadership Licensure Assessment

Category 1: Strategic Leadership

Category 2: Instructional Leadership

Category 3: Climate and Cultural Leadership

Category 4: Ethical Leadership

Category 5: Organizational Leadership

Category 6: Community Engagement Leadership

Category 7: Analysis Constructed Response

5412 Educational Leadership: Admin & Supervision

Category 1: Strategic Leadership

Category 2: Instructional Leadership

Category 3: Climate and Cultural Leadership

Category 4: Ethical Leadership

Category 5: Organizational Leadership

Category 6: Community Engagement Leadership

6991 School Superintendent Assessment

Category 1: Strategic Leadership

Category 2: Instructional Leadership

Category 3: Climate and Cultural Leadership

Category 4: Ethical Leadership

Category 5: Organizational Leadership

Category 6: Community Engagement Leadership

Category 7: Integrated Knowledge and Understanding (Case Study)