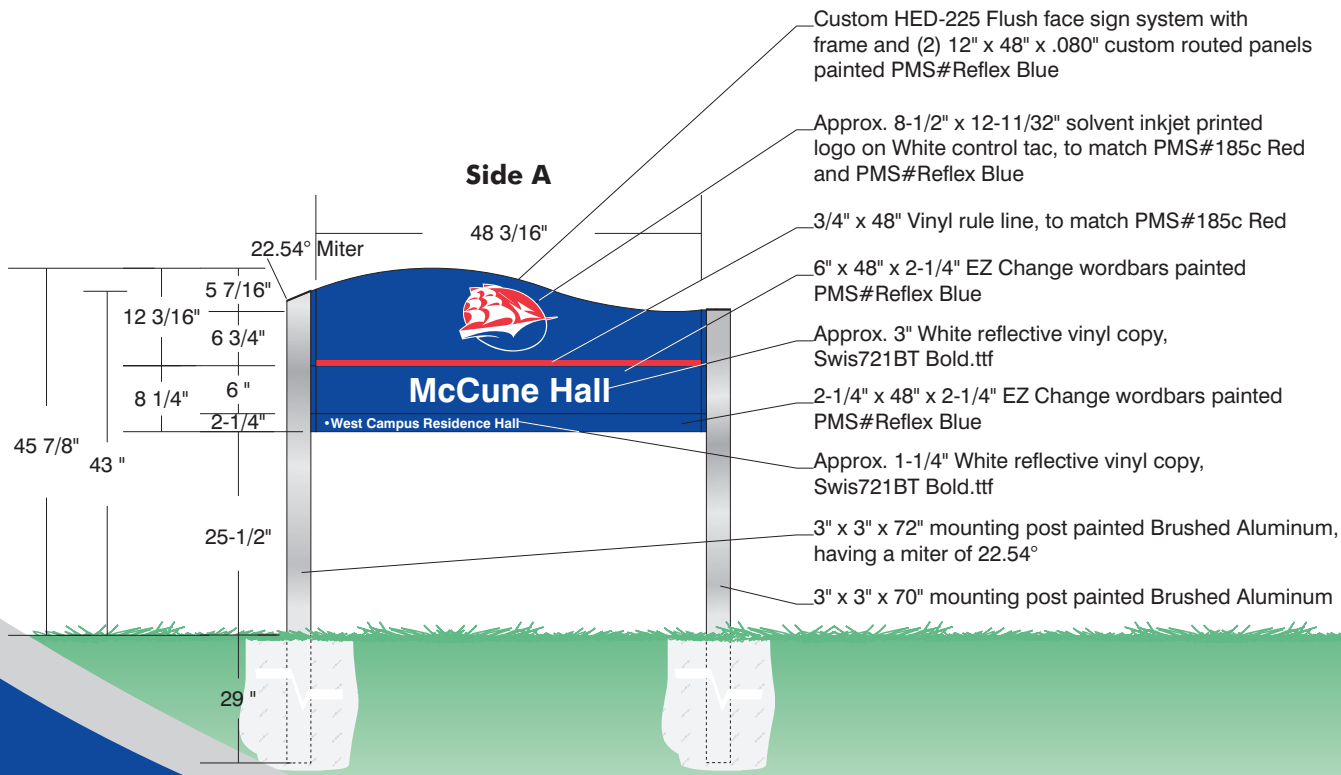
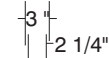
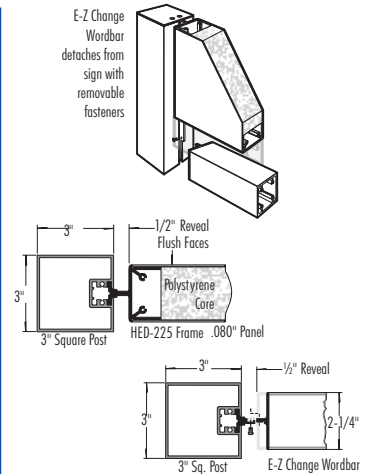


Building Identification EZ Change Wordbar with a HED-225 Header: QTY-2

Direct Embedment, Double faced, Custom Painted Finish, Non-Illuminated

Top View**Side A****Side View****E-Z Change Wordbar Detail****Side B Detail****Drawing Notes**

Date 4-21-09

Drawing Number 21757-SU-26

Scale 1/2"=1'

System E-Z-Change Wordbar/ HED-225 Header

Notes All sign components of extruded aluminum

Solvent inkjet printed graphics on White Control tac and laminated to match PMS#185c Red, PMS#Reflex Blue, and White Reflective vinyl.

Paint to match PMS#Reflex Blue, and Brushed Aluminum; see drawing for color locations

Disclosure All concepts and designs represented by this drawing are the property of Howard Industries PRIME Sign Program and may not be reproduced or used in any manner without written consent. ©Copyright 2009 Howard Industries PRIME Sign Program



Proposed Signage Area



Sign Location 27



Existing Sign Location

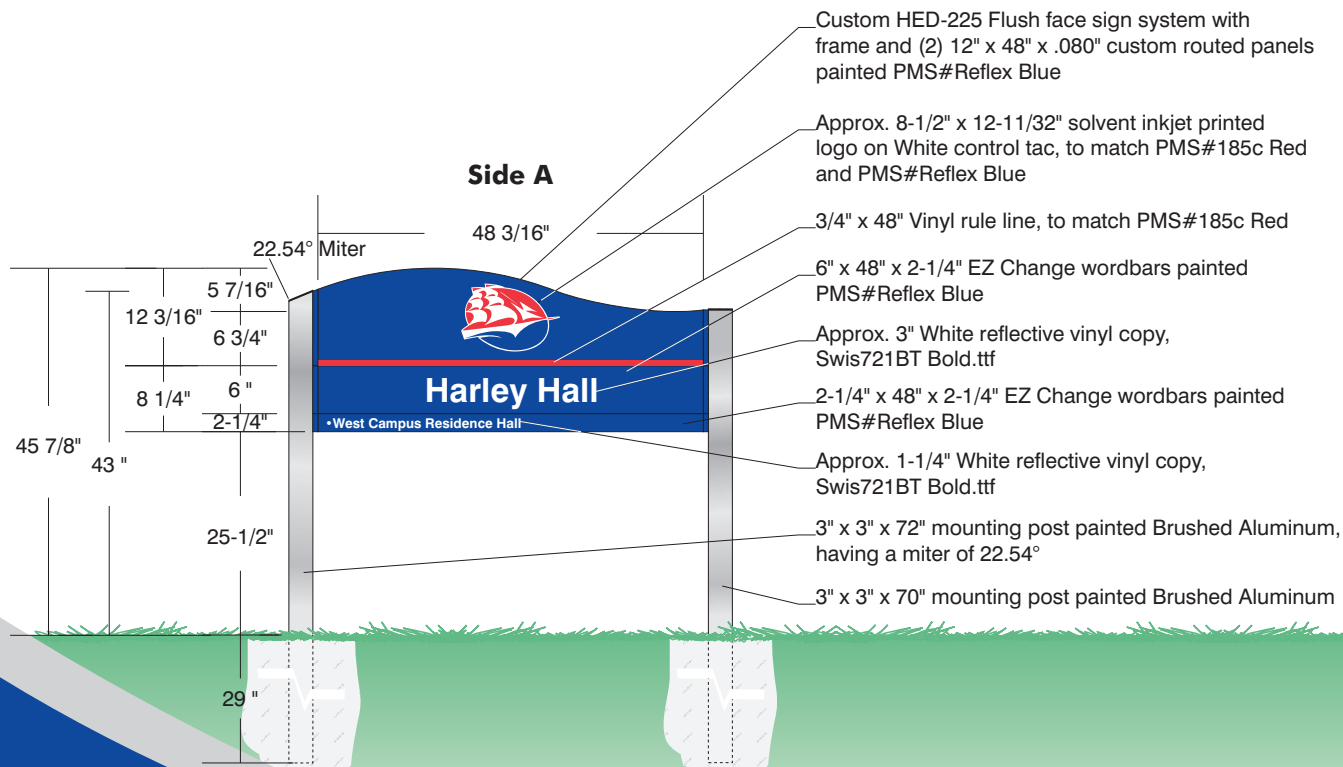
Building Identification EZ Change Wordbar with a HED-225 Header

Direct Embedment, Single faced, Custom Painted Finish, Non-Illuminated

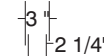
Top View



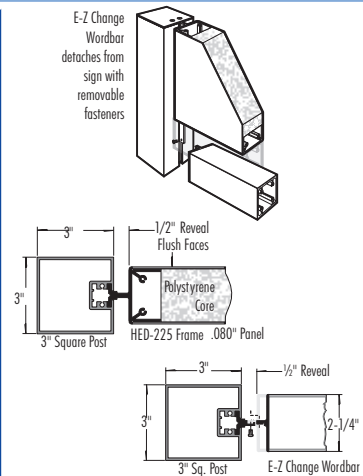
Side A



Side View



EZ-Change Wordbar Detail



Side B Detail



Drawing Notes

Date 4-21-09

Drawing Number 21757-SU-27

Scale 1/2"=1'

System EZ-Change Wordbar/ HED-225 Header

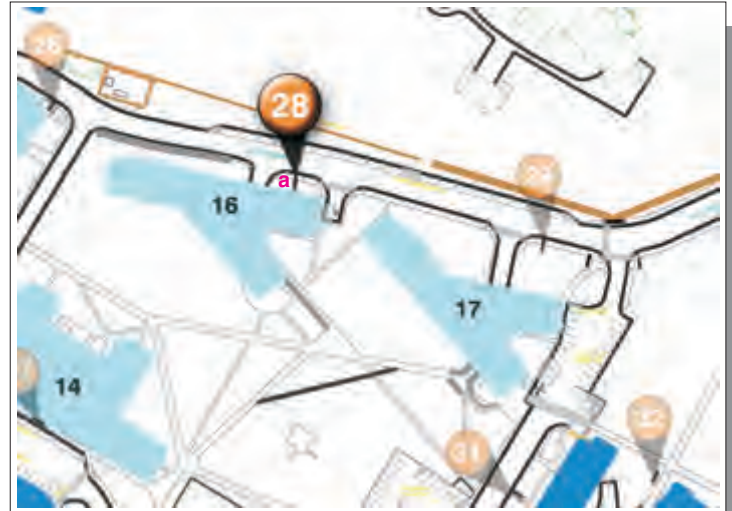
Notes All sign components of extruded aluminum
Solvent inkjet printed graphics on White Control tac and laminated to match PMS#185c Red, PMS#Reflex Blue, and White Reflective vinyl.
Paint to match PMS#Reflex Blue, and Brushed Aluminum; see drawing for color locations

Disclosure All concepts and designs represented by this drawing are the property of Howard Industries PRIME Sign Program and may not be reproduced or used in any manner without written consent. ©Copyright 2009 Howard Industries PRIME Sign Program



Not Available

Proposed Signage Area



Sign Location 28

Not Available

Existing Sign Location

Presented By

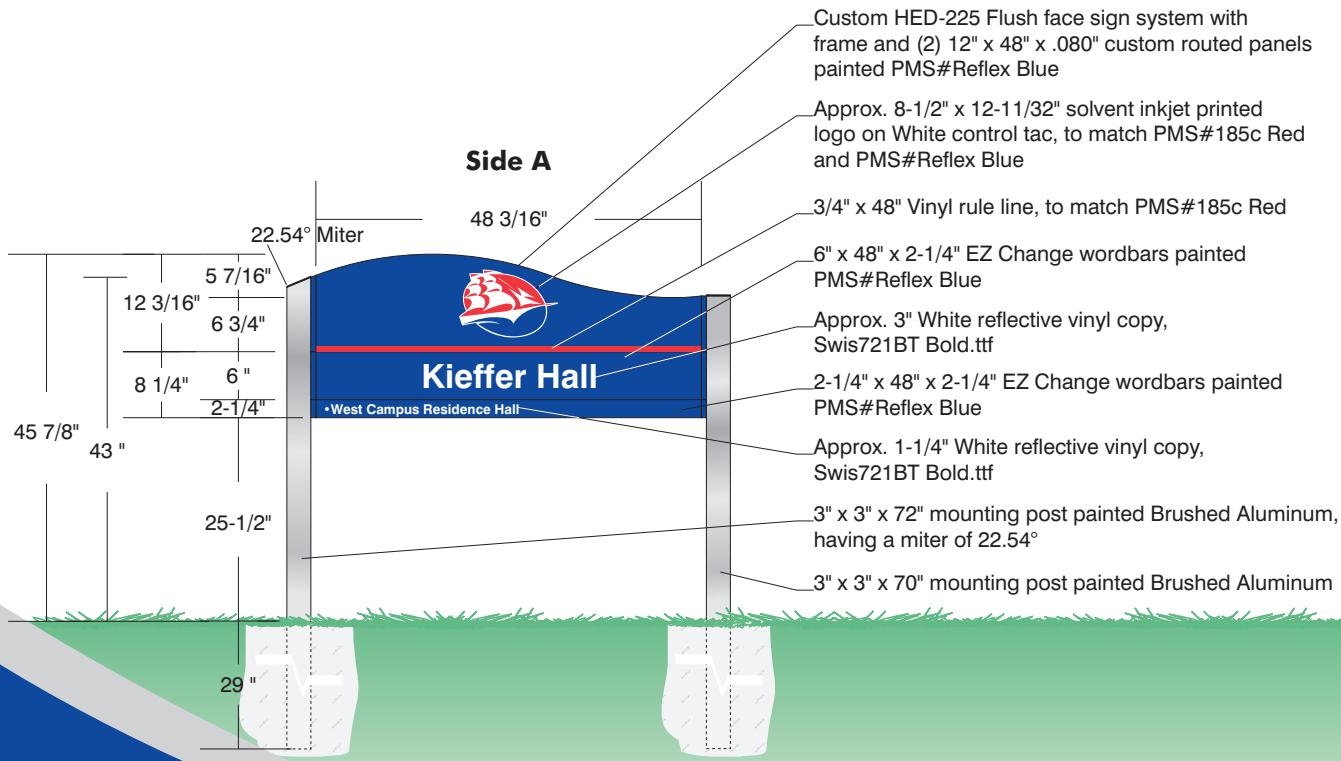
Building Identification EZ Change Wordbar with a HED-225 Header

Direct Embedment, Double faced, Custom Painted Finish, Non-Illuminated

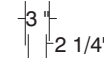
Top View



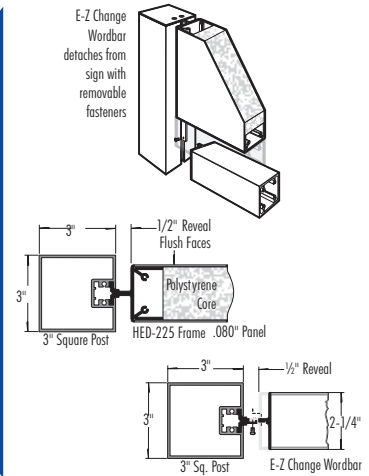
Side A



Side View



EZ-Change Wordbar Detail



Side B Detail



Drawing Notes

Date 4-21-09


Drawing Number 21757-SU-28

Scale 1/2"=1'

System EZ-Change Wordbar/ HED-225 Header

Notes: All sign components of extruded aluminum
Solvent inkjet printed graphics on White Control tac and laminated to match PMS#185c Red, PMS#Reflex Blue, and White Reflective vinyl.
Paint to match PMS#Reflex Blue, and Brushed Aluminum; see drawing for color locations

Disclosure: All concepts and designs represented by this drawing are the property of Howard Industries PRIME Sign Program and may not be reproduced or used in any manner without written consent. ©Copyright 2009 Howard Industries PRIME Sign Program



Proposed Signage Area



Sign Location 29



Existing Sign Location

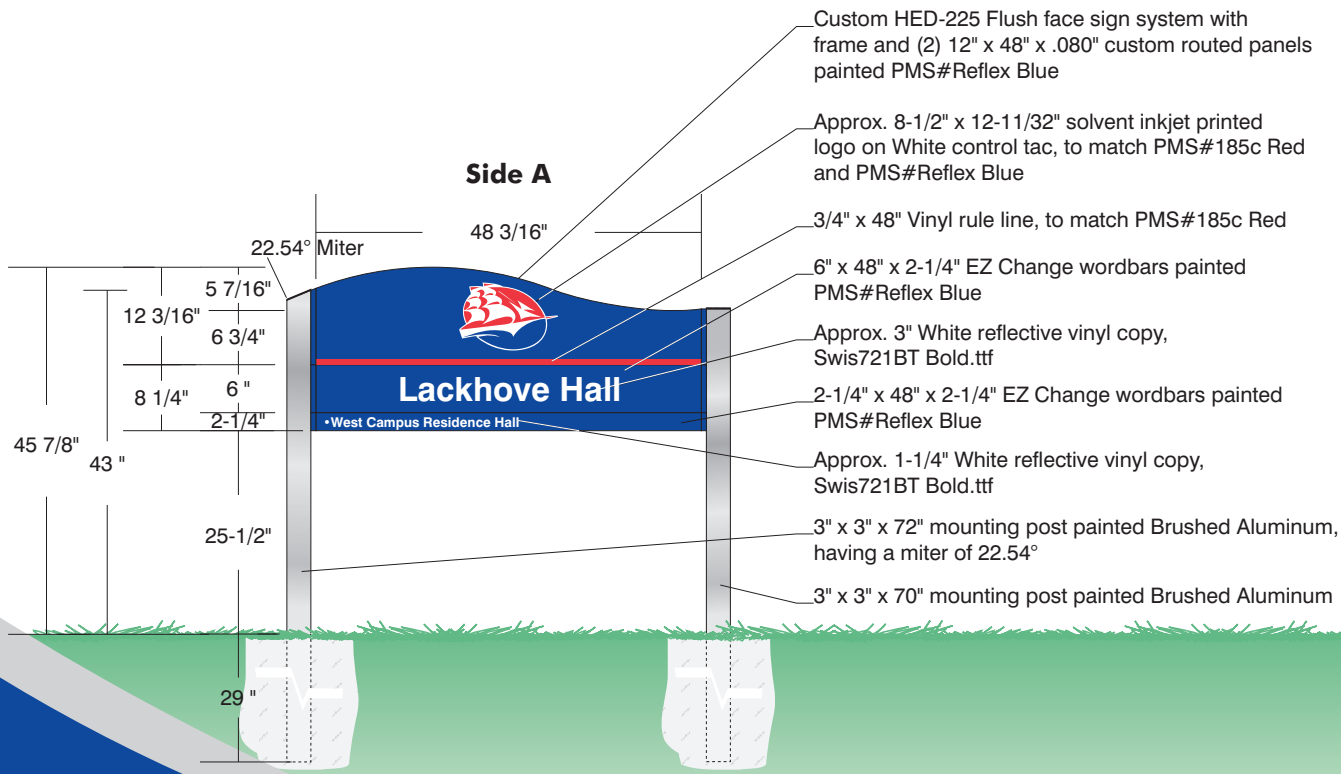
Building Identification EZ Change Wordbar with a HED-225 Header

Direct Embedment, Double faced, Custom Painted Finish, Non-Illuminated

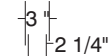
Top View



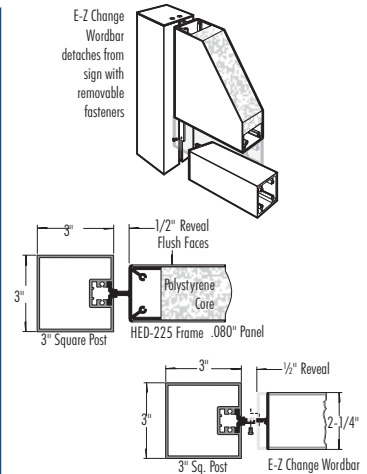
Side A



Side View



EZ-Change Wordbar Detail



Side B Detail



Drawing Notes

Date 4-21-09

Drawing Number 21757-SU-29

Scale 1/2"=1'

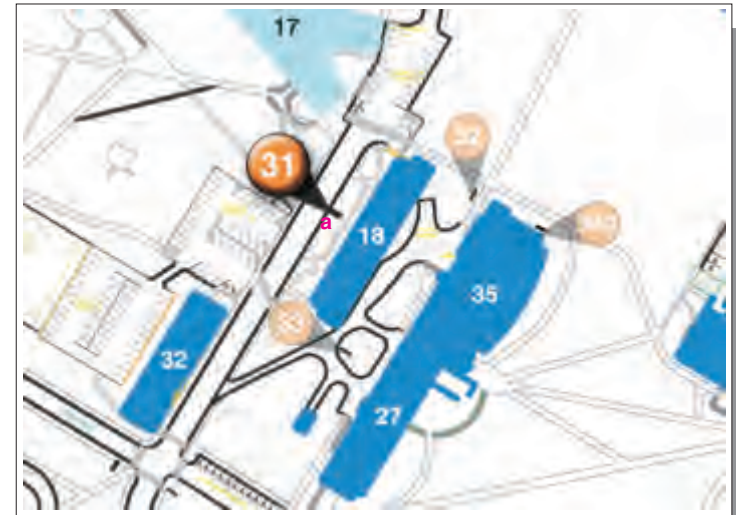
System EZ-Change Wordbar/ HED-225 Header

Notes All sign components of extruded aluminum
Solvent inkjet printed graphics on White Control tac and laminated to match PMS#185c Red, PMS#Reflex Blue, and White Reflective vinyl.
Paint to match PMS#Reflex Blue, and Brushed Aluminum; see drawing for color locations

Disclosure All concepts and designs represented by this drawing are the property of Howard Industries PRIME Sign Program and may not be reproduced or used in any manner without written consent. ©Copyright 2009 Howard Industries PRIME Sign Program



Proposed Signage Area



Sign Location 31



Existing Sign Location

Direct Embedment, Double faced, Custom Painted Finish, Non-Illuminated

A diagram of a blue pipe section. Above the pipe, there are two dimension lines: the first is labeled "3" and the second is labeled "21 1/4". The pipe is capped at both ends with grey cylindrical caps.

Wright Hall

3" x 3" x 70" mounting post painted Brushed Aluminum

3" 2 1/4"

E-Z Change
Wordbar
detaches from
sign with
removable
fasteners

Side B Detail

Notes: All sign components of extruded aluminum
Solvent inkjet printed graphics on White Control tac and laminated to match PMS# 185c Red, PMS# Reflex Blue, and White Reflective vinyl.
Paint to match PMS# Reflex Blue, and Brushed Aluminum; see drawing for color locations

Disclosure All concepts and designs represented by this drawing are the property of Howard Industries PRIME Sign Program and may not be reproduced or used in any manner without written consent. ©Copyright 2009 Howard Industries PRIME Sign Program



Proposed Signage Area



Sign Location 32



Existing Sign Location

Direct Embedment, Double faced, Custom Painted Finish, Non-Illuminated

A diagram of a horizontal bar. The left end has a dimension line with two segments: the first is labeled "3" and the second is labeled "21 1/4". The bar itself is blue with a grey square at each end.

Side A

22.54° Miter

48 3/16"

5 7/16"

12 3/16"

6 3/4"

6"

12"

6"

48 7/8"

46"

24"

38"

Custom HED-225 Flush face sign system with frame and (2) 12" x 48" x .080" custom routed panels painted PMS#Reflex Blue

Approx. 8-1/2" x 12-11/32" solvent inkjet printed logo on White control tac, to match PMS#185c Red and PMS#Reflex Blue

3/4" x 48" Vinyl rule line, to match PMS#185c Red

(2) 6" x 48" x 2-1/4" EZ Change wordbars painted PMS#Reflex Blue

Approx. 3" White reflective vinyl copy, Swis721BT Bold.ttf

3" x 3" x 84" mounting post painted Brushed Aluminum, having a miter of 22.54°

3" x 3" x 82" mounting post painted Brushed Aluminum

3" 2 1/4"

Side B Detail

Date 4-21-09

Drawing Number 21757-SU-32

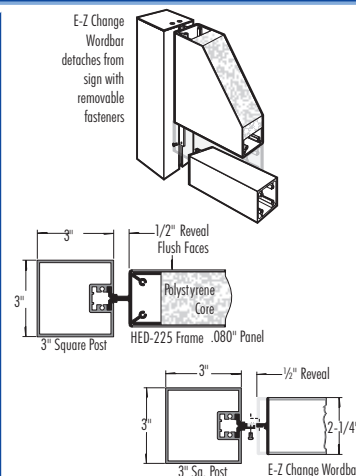
Scale $1/2"=1'$

System EZ-Change Wordbar/ HED-225 Header

Notes All sign components of extruded aluminum
Solvent inkjet printed graphics on White Control tac and laminated
to match PMS#185c Red, PMS#Reflex Blue, and White Reflective
vinyl.
Paint to match PMS#Reflex Blue, and Brushed Aluminum; see
drawing for color locations

Disclosure All concepts and designs represented by this drawing are the property of Howard Industries PRIME Sign Program and may not be reproduced or used in any manner without written consent. ©Copyright 2009 Howard Industries PRIME Sign Program

EEZ-Change Wordbar Detail





Proposed Signage Area



Sign Location **BID**



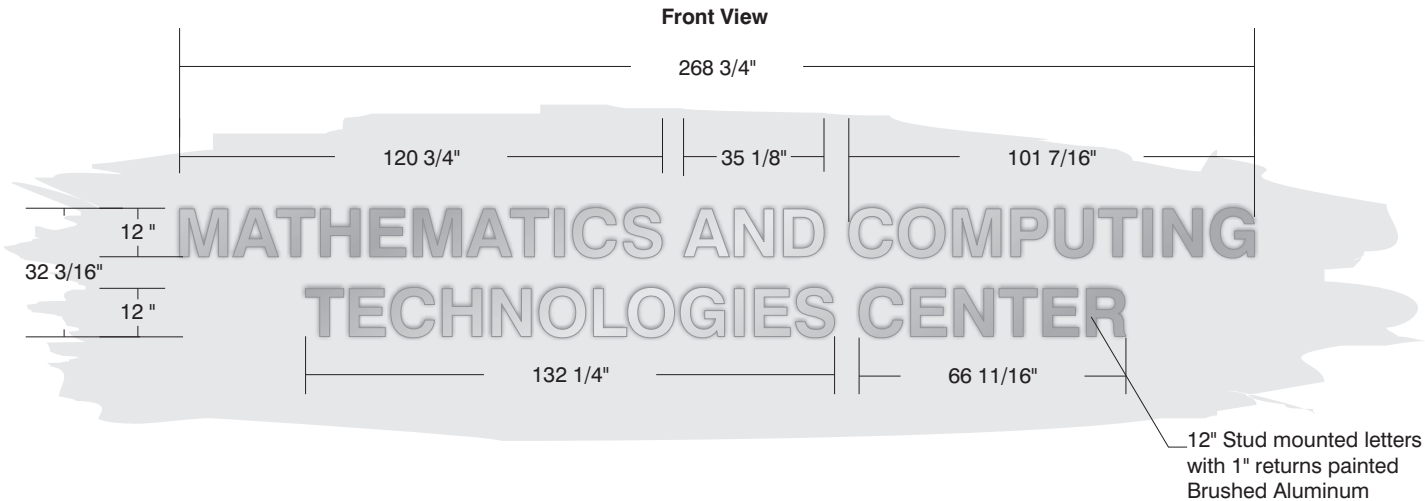
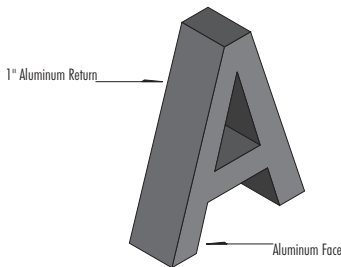
Existing Sign Location



Building Identification

Wall Mount, Single faced, Custom Painted Finish, Non-Illuminated

Stud Mounted Letters Detail



Drawing Notes

Date 4-21-09
Drawing Number 21757-SU-BID
Scale 1/4"=1'
System Aluminum Stud Mounted Letters
Notes All sign components of extruded aluminum and painted
Brushed Aluminum





Proposed Signage Area



Sign Location 33



Existing Sign Location

Presented By

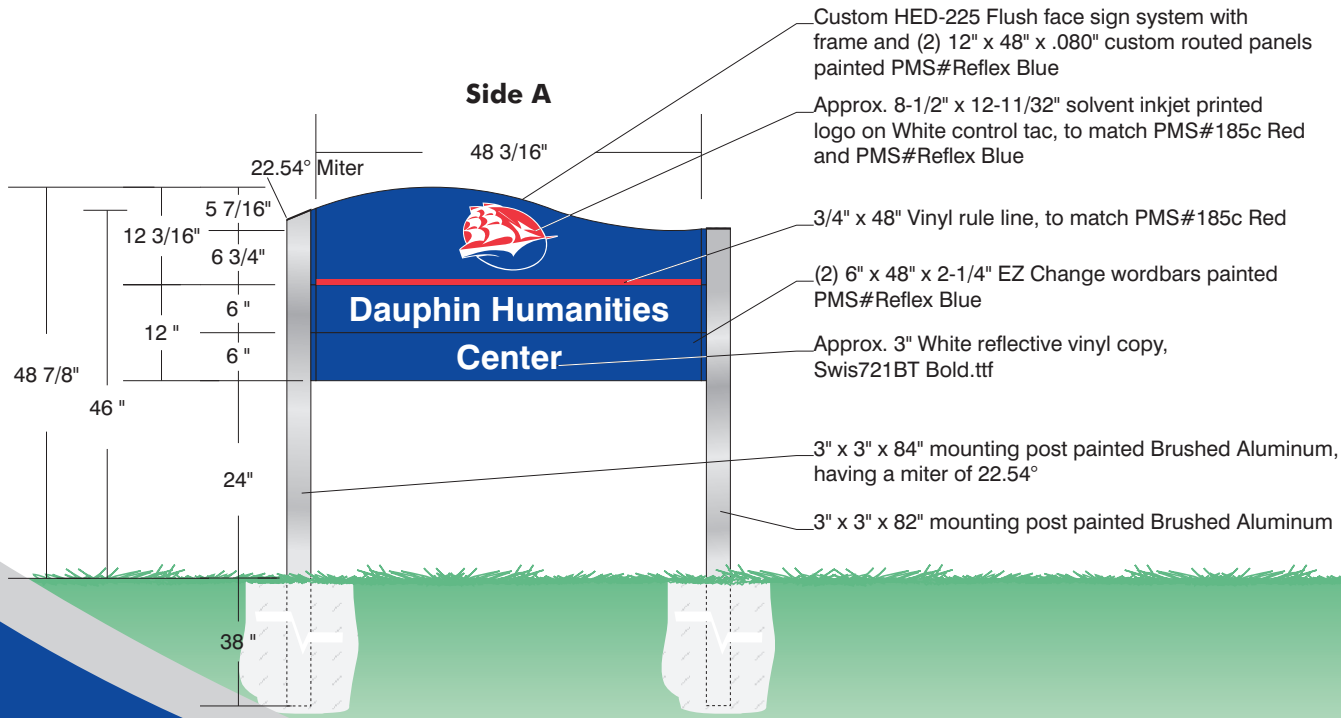
Building Identification EZ Change Wordbar with a HED-225 Header

Direct Embedment, Double faced, Custom Painted Finish, Non-Illuminated

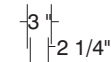
Top View



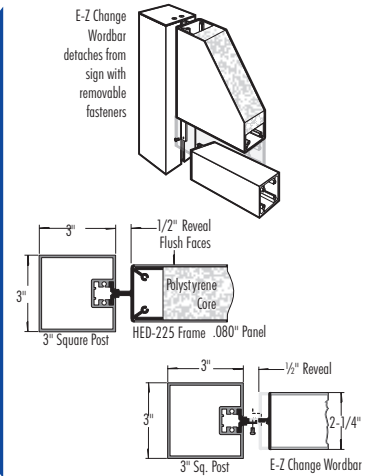
Side A



Side View



EZ-Change Wordbar Detail



Side B Detail



Drawing Notes

Date 4-21-09

Drawing Number 21757-SU-33

Scale 1/2"=1'

System EZ-Change Wordbar/ HED-225 Header

Notes All sign components of extruded aluminum
Solvent inkjet printed graphics on White Control tac and laminated to match PMS#185c Red, PMS#Reflex Blue, and White Reflective vinyl.
Paint to match PMS#Reflex Blue, and Brushed Aluminum; see drawing for color locations

Disclosure All concepts and designs represented by this drawing are the property of Howard Industries PRIME Sign Program and may not be reproduced or used in any manner without written consent. ©Copyright 2009 Howard Industries PRIME Sign Program



Not Available

Proposed Signage Area



Sign Location 34

Not Available

Existing Sign Location

Presented By

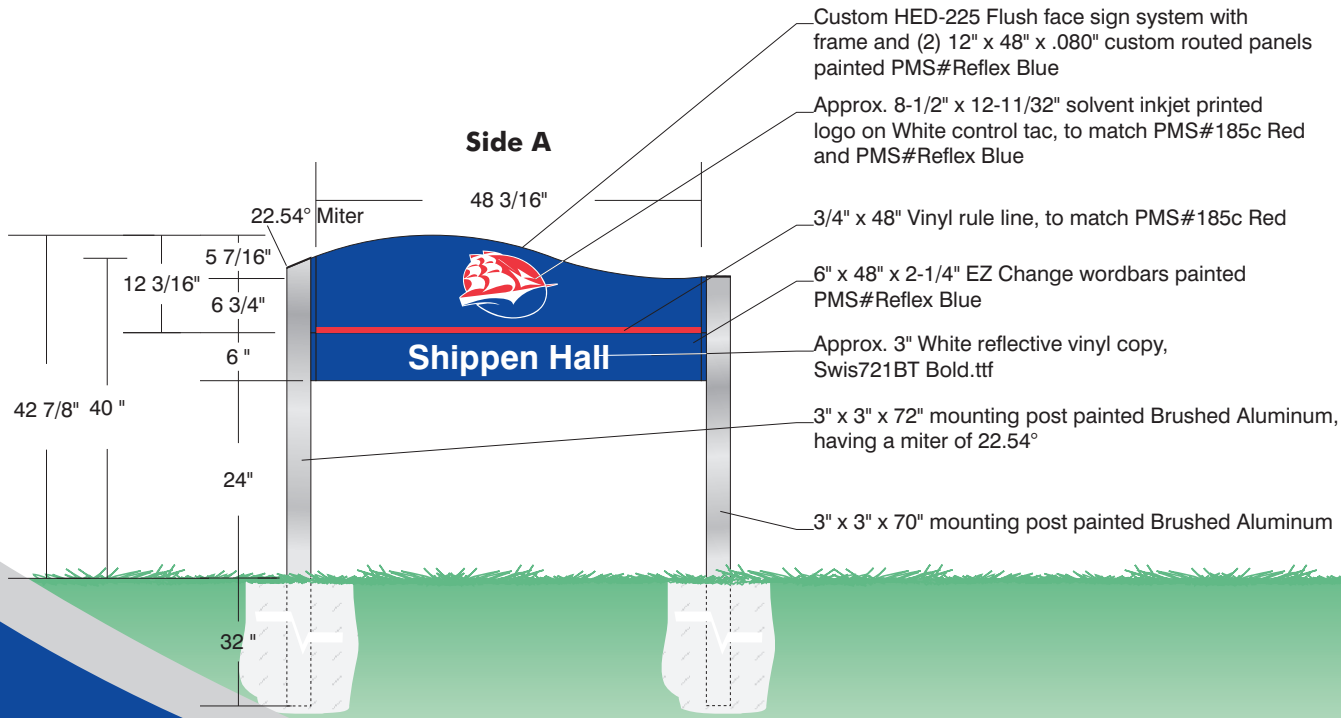
Building Identification EZ Change Wordbar with a HED-225 Header

Direct Embedment, Double faced, Custom Painted Finish, Non-Illuminated

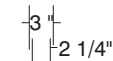
Top View



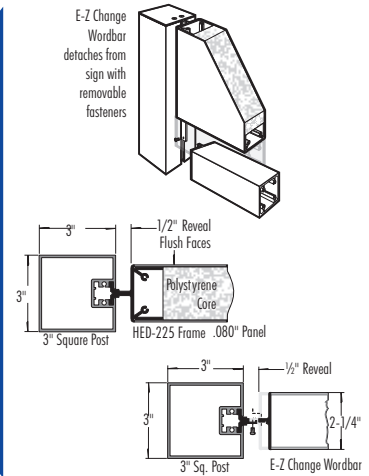
Side A



Side View



EZ-Change Wordbar Detail



Side B Detail



Drawing Notes

Date 4-21-09


Drawing Number 21757-SU-34

Scale 1/2"=1'

System EZ-Change Wordbar/ HED-225 Header

Notes All sign components of extruded aluminum
Solvent inkjet printed graphics on White Control tac and laminated to match PMS#185c Red, PMS#Reflex Blue, and White Reflective vinyl.
Paint to match PMS#Reflex Blue, and Brushed Aluminum; see drawing for color locations

Disclosure All concepts and designs represented by this drawing are the property of Howard Industries PRIME Sign Program and may not be reproduced or used in any manner without written consent. ©Copyright 2009 Howard Industries PRIME Sign Program



Proposed Signage Area



Sign Location 35



Existing Sign Location

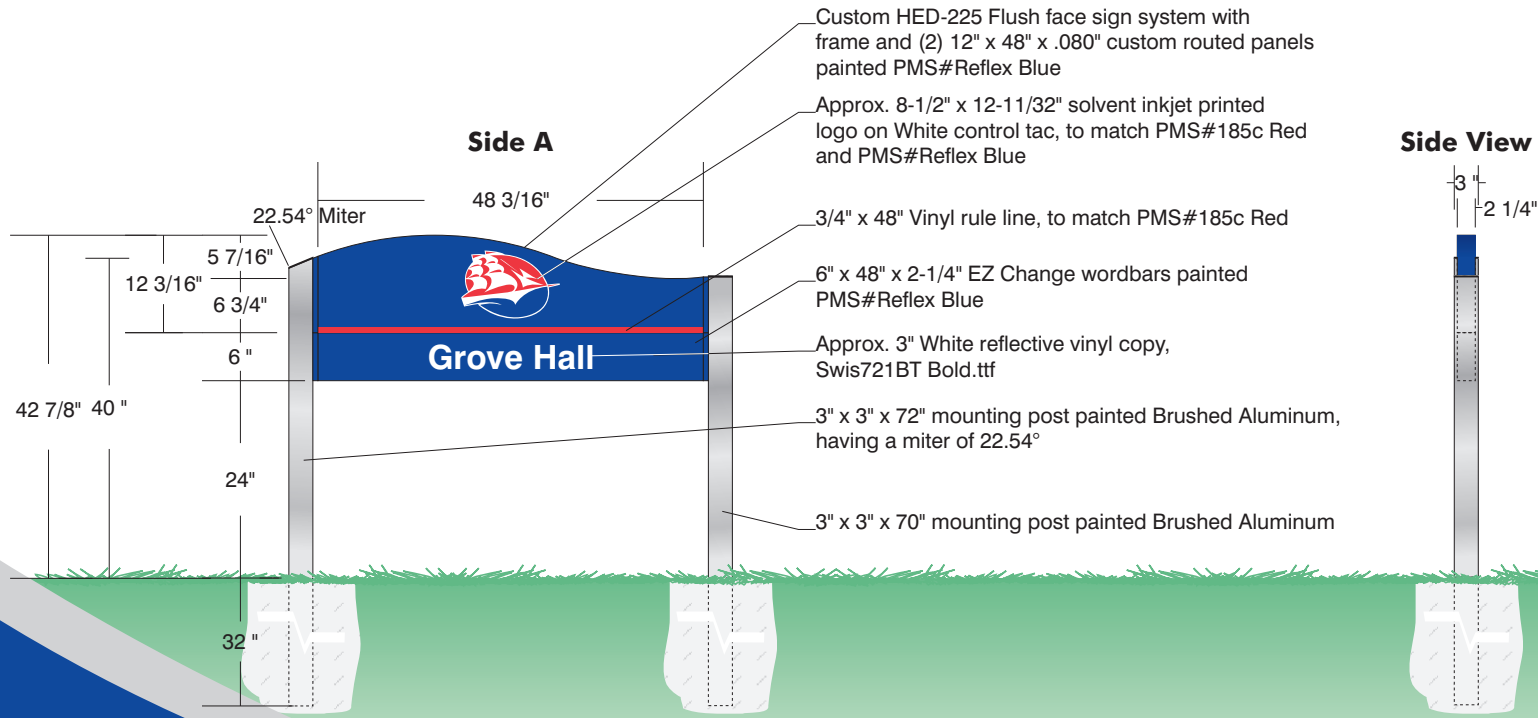
Building Identification EZ Change Wordbar with a HED-225 Header

Direct Embedment, Double faced, Custom Painted Finish, Non-Illuminated

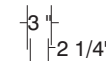
Top View



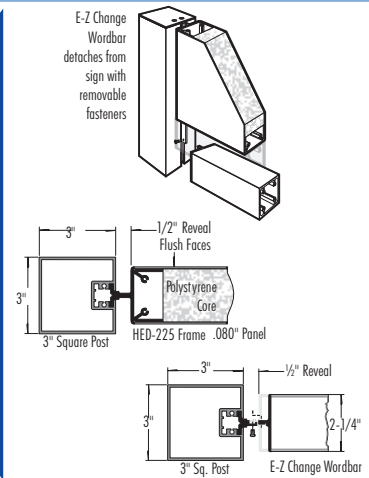
Side A



Side View



EZ-Change Wordbar Detail



Side B Detail



Drawing Notes

Date 4-21-09

Drawing Number 21757-SU-35

Scale 1/2"=1'

System EZ-Change Wordbar/ HED-225 Header

Notes: All sign components of extruded aluminum
Solvent inkjet printed graphics on White Control tac and laminated to match PMS#185c Red, PMS#Reflex Blue, and White Reflective vinyl.
Paint to match PMS#Reflex Blue, and Brushed Aluminum; see drawing for color locations

Disclosure All concepts and designs represented by this drawing are the property of Howard Industries PRIME Sign Program and may not be reproduced or used in any manner without written consent. ©Copyright 2009 Howard Industries PRIME Sign Program



Not Available

Proposed Signage Area



Sign Location 39

Not Available

Existing Sign Location

Presented By

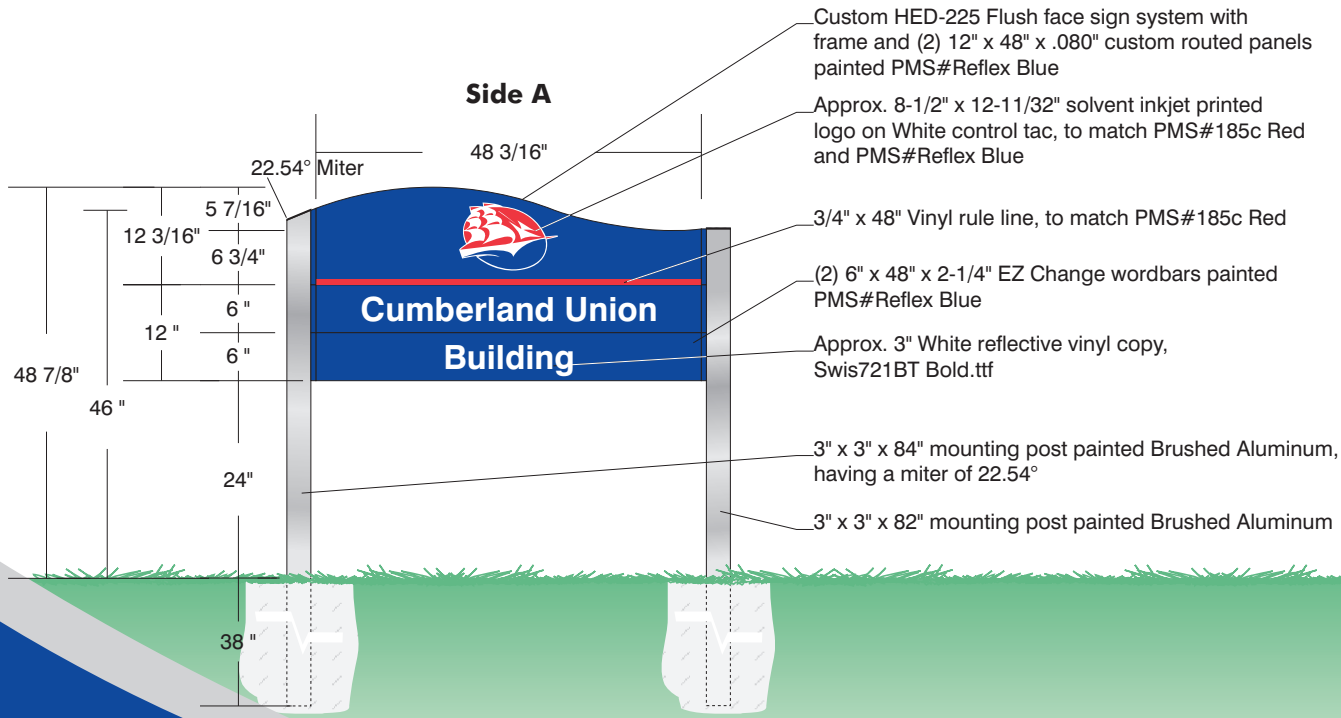
Building Identification EZ Change Wordbar with a HED-225 Header

Direct Embedment, Double faced, Custom Painted Finish, Non-Illuminated

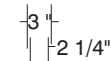
Top View



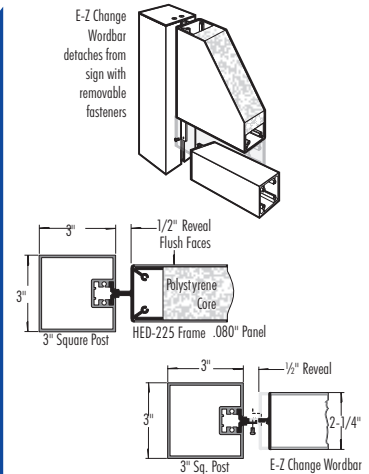
Side A



Side View



EZ-Change Wordbar Detail



Side B Detail



Drawing Notes

Date 4-23-09

Drawing Number 21757-SU-39

Scale 1/2"=1'

System EZ-Change Wordbar/ HED-225 Header

Notes All sign components of extruded aluminum
Solvent inkjet printed graphics on White Control tac and laminated to match PMS#185c Red, PMS#Reflex Blue, and White Reflective vinyl.
Paint to match PMS#Reflex Blue, and Brushed Aluminum; see drawing for color locations

Disclosure All concepts and designs represented by this drawing are the property of Howard Industries PRIME Sign Program and may not be reproduced or used in any manner without written consent. ©Copyright 2009 Howard Industries PRIME Sign Program



Proposed Signage Area



Sign Location 41



Existing Sign Location

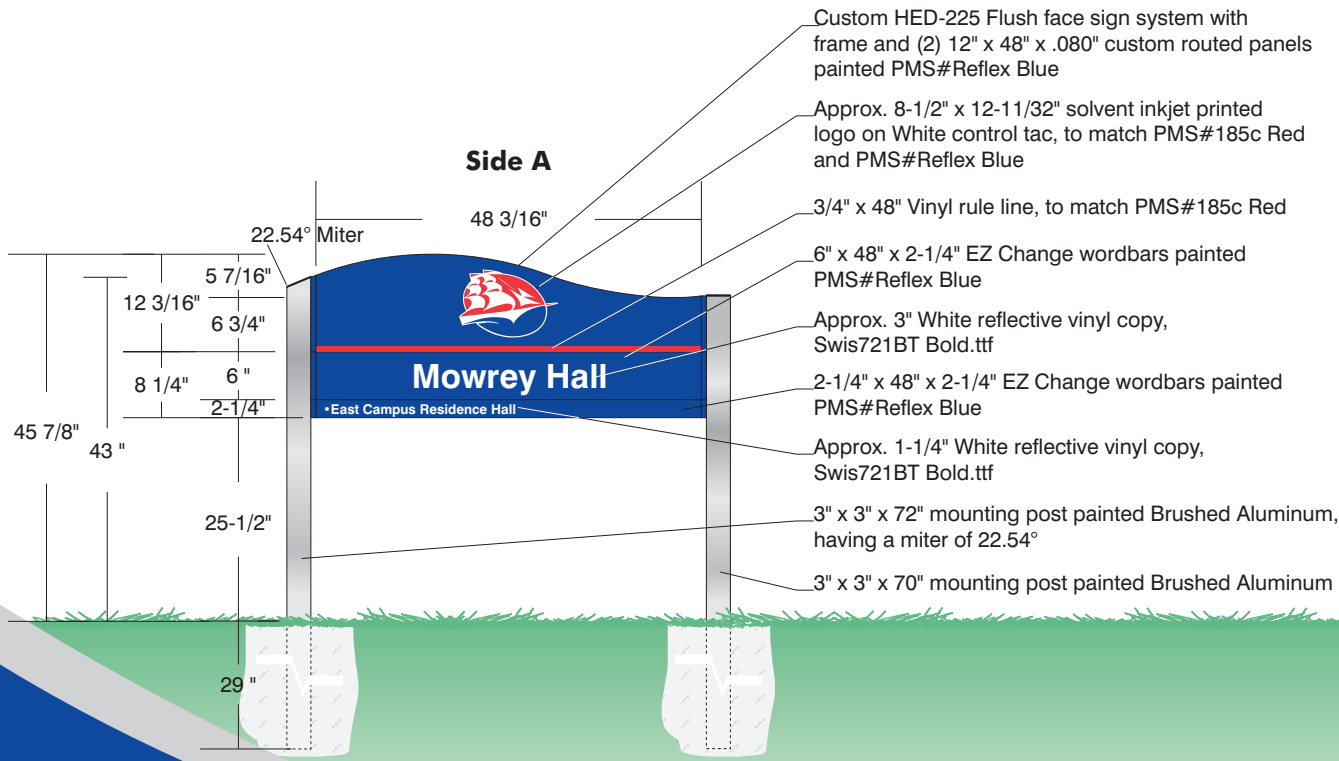
Building Identification EZ Change Wordbar with a HED-225 Header

Direct Embedment, Double faced, Custom Painted Finish, Non-Illuminated

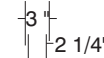
Top View



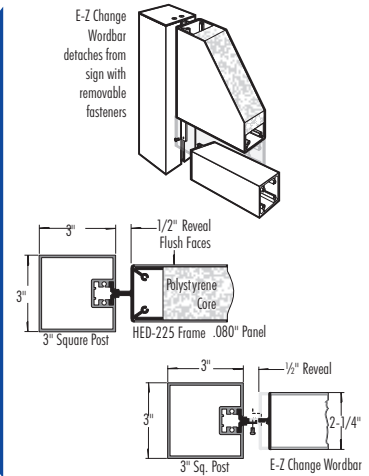
Side A



Side View



EZ-Change Wordbar Detail



Side B Detail



Drawing Notes

Date 4-23-09

Drawing Number 21757-SU-41

Scale 1/2"=1'

System EZ-Change Wordbar/ HED-225 Header

Notes All sign components of extruded aluminum
Solvent inkjet printed graphics on White Control tac and laminated to match PMS#185c Red, PMS#Reflex Blue, and White Reflective vinyl.
Paint to match PMS#Reflex Blue, and Brushed Aluminum; see drawing for color locations

Disclosure All concepts and designs represented by this drawing are the property of Howard Industries PRIME Sign Program and may not be reproduced or used in any manner without written consent. ©Copyright 2009 Howard Industries PRIME Sign Program



Proposed Signage Area



Sign Location 42



Existing Sign Location

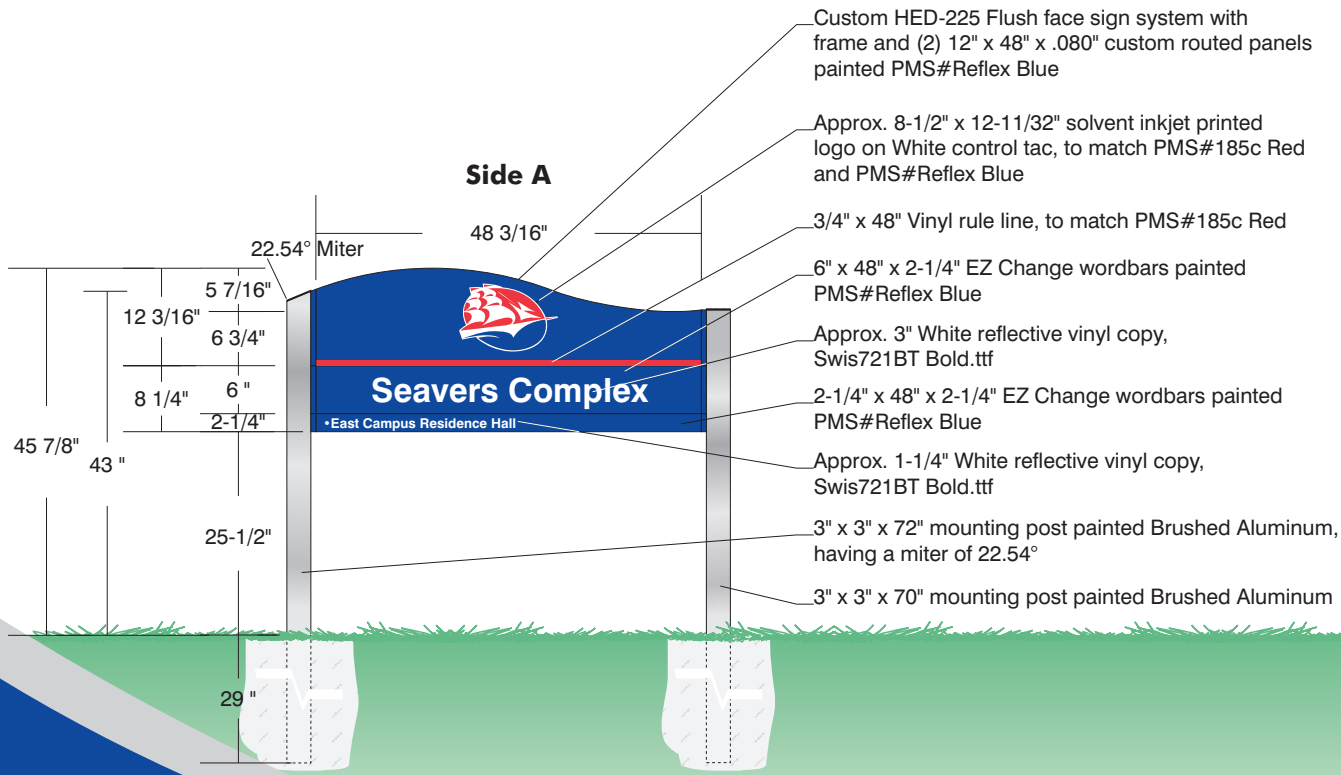
Building Identification EZ Change Wordbar with a HED-225 Header

Direct Embedment, Double faced, Custom Painted Finish, Non-Illuminated

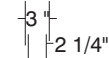
Top View



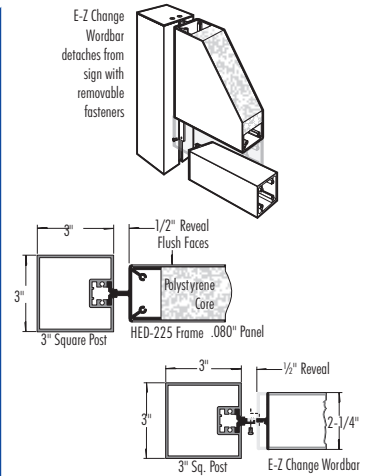
Side A



Side View



EZ-Change Wordbar Detail



Side B Detail



Drawing Notes

Date 4-23-09

Drawing Number 21757-SU-42

Scale 1/2"=1'

System EZ-Change Wordbar/ HED-225 Header

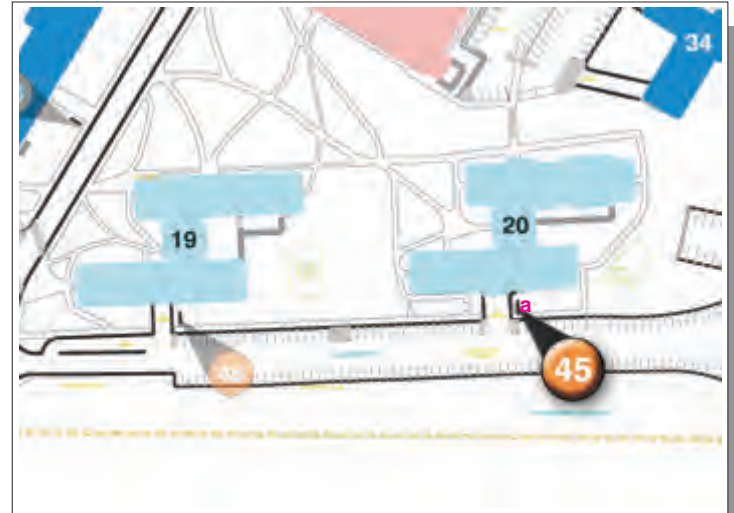
Notes All sign components of extruded aluminum
Solvent inkjet printed graphics on White Control tac and laminated to match PMS#185c Red, PMS#Reflex Blue, and White Reflective vinyl.
Paint to match PMS#Reflex Blue, and Brushed Aluminum; see drawing for color locations

Disclosure All concepts and designs represented by this drawing are the property of Howard Industries PRIME Sign Program and may not be reproduced or used in any manner without written consent. ©Copyright 2009 Howard Industries PRIME Sign Program



Not Available

Proposed Signage Area



Sign Location 45

Not Available

Existing Sign Location

Presented By

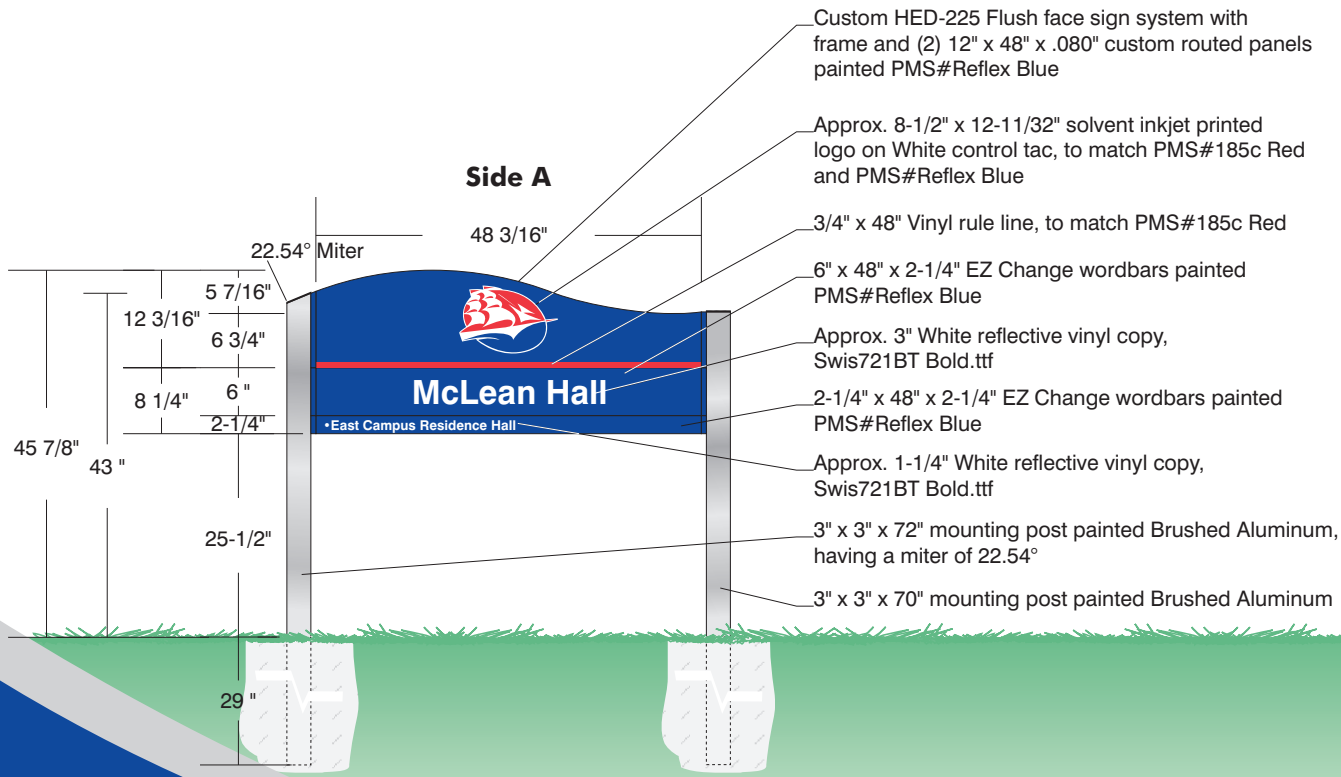
Building Identification EZ Change Wordbar with a HED-225 Header

Direct Embedment, Double faced, Custom Painted Finish, Non-Illuminated

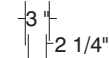
Top View



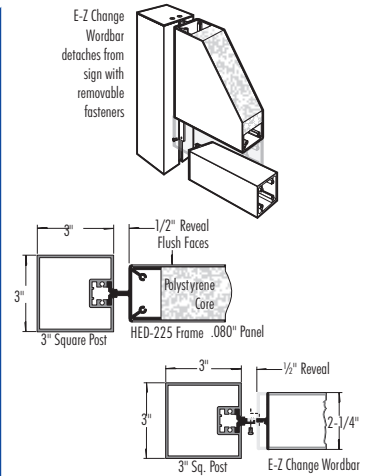
Side A



Side View



EZ-Change Wordbar Detail



Side B Detail



Drawing Notes

Date 4-23-09

Drawing Number 21757-SU-45

Scale 1/2"=1'

System EZ-Change Wordbar/ HED-225 Header

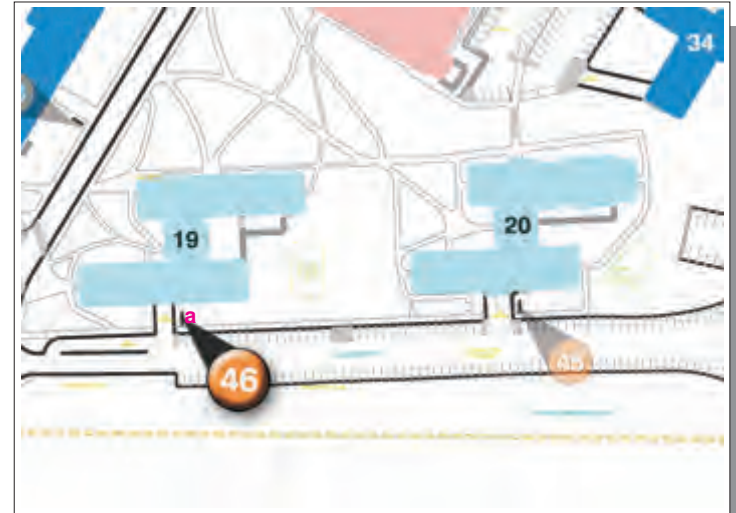
Notes All sign components of extruded aluminum
Solvent inkjet printed graphics on White Control tac and laminated to match PMS#185c Red, PMS#Reflex Blue, and White Reflective vinyl.
Paint to match PMS#Reflex Blue, and Brushed Aluminum; see drawing for color locations

Disclosure All concepts and designs represented by this drawing are the property of Howard Industries PRIME Sign Program and may not be reproduced or used in any manner without written consent. ©Copyright 2009 Howard Industries PRIME Sign Program



Not Available

Proposed Signage Area



Sign Location 46

Not Available

Existing Sign Location

Presented By

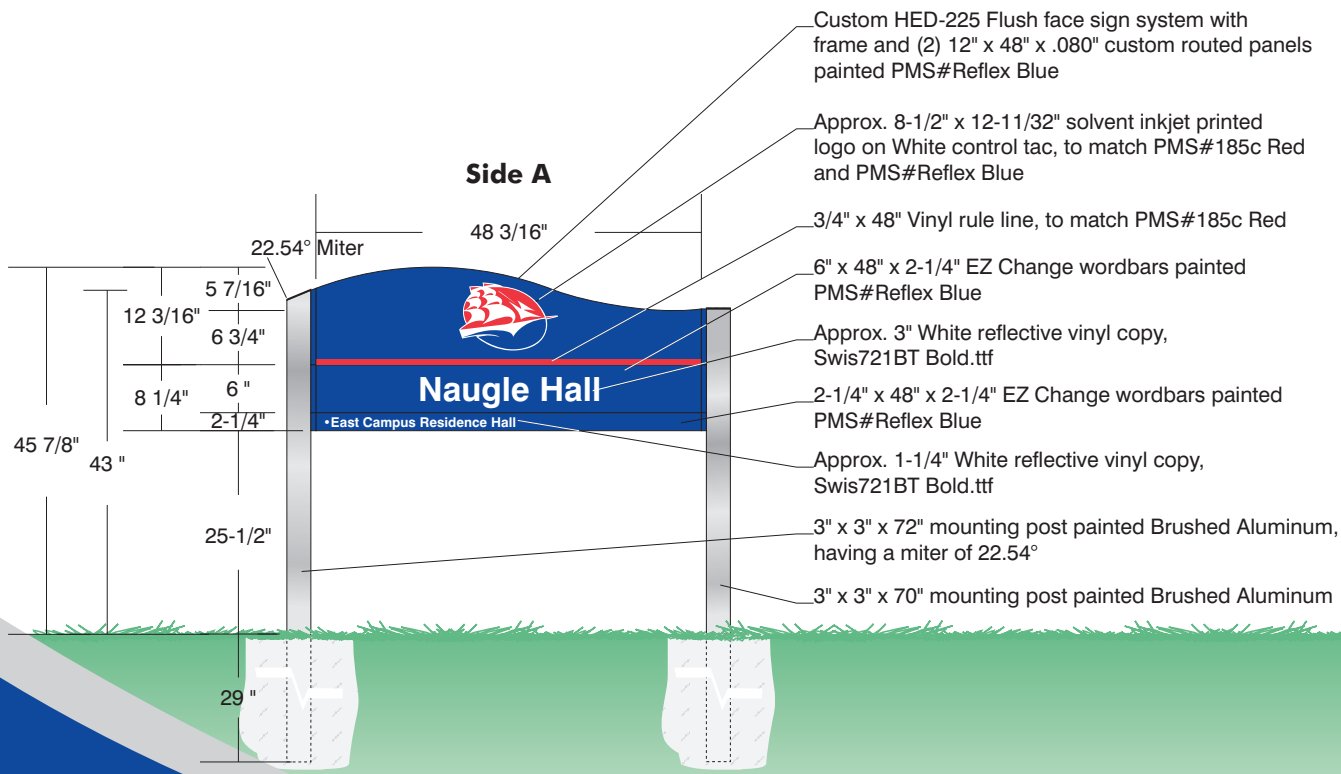
Building Identification EZ Change Wordbar with a HED-225 Header

Direct Embedment, Double faced, Custom Painted Finish, Non-Illuminated

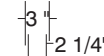
Top View



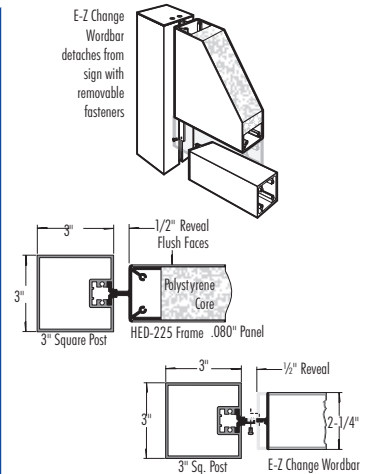
Side A



Side View



E-Z Change Wordbar Detail



Side B Detail



Drawing Notes

Date 4-23-09

Drawing Number 21757-SU-46

Scale 1/2"=1'

System E-Z Change Wordbar/ HED-225 Header

Notes All sign components of extruded aluminum
Solvent inkjet printed graphics on White Control tac and laminated to match PMS#185c Red, PMS#Reflex Blue, and White Reflective vinyl.
Paint to match PMS#Reflex Blue, and Brushed Aluminum; see drawing for color locations

Disclosure All concepts and designs represented by this drawing are the property of Howard Industries PRIME Sign Program and may not be reproduced or used in any manner without written consent. ©Copyright 2009 Howard Industries PRIME Sign Program



Not Available

Proposed Signage Area



Sign Location 48

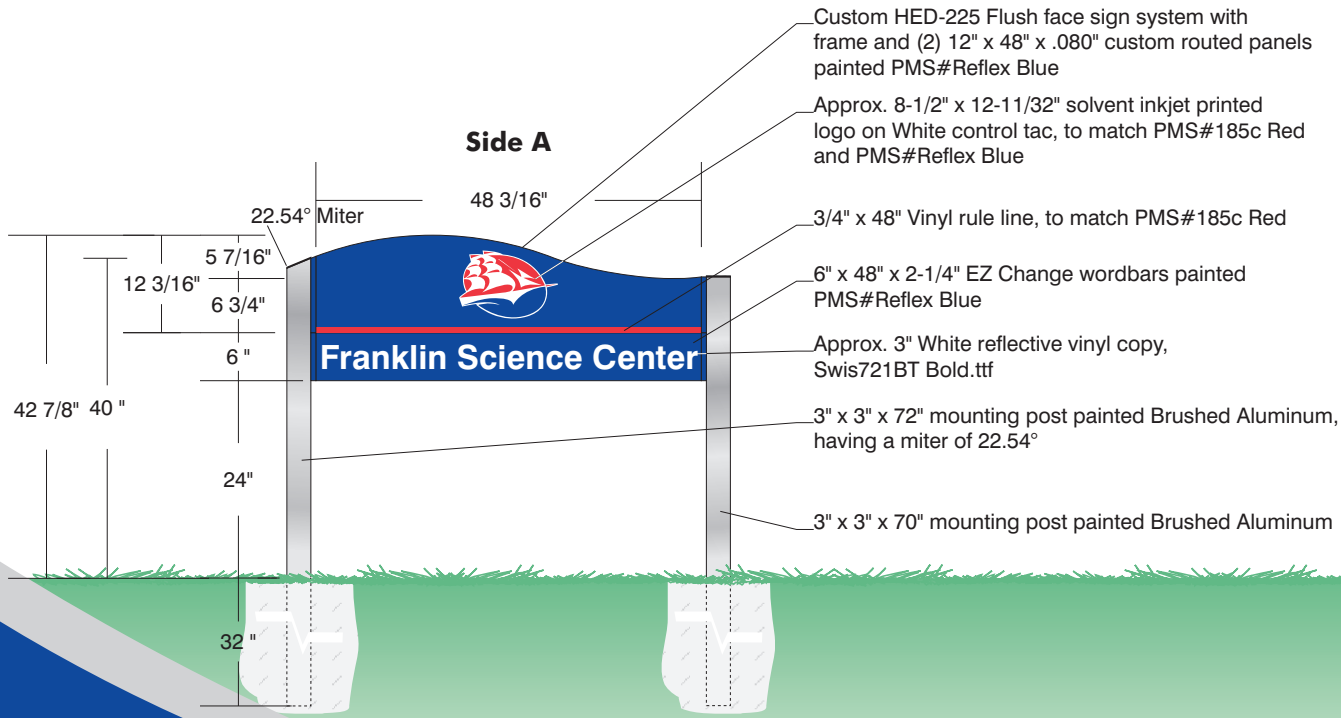
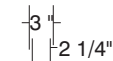
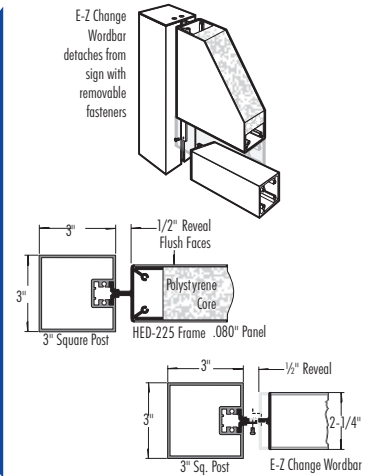
Not Available

Existing Sign Location

Presented By

Building Identification EZ Change Wordbar with a HED-225 Header

Direct Embedment, Double faced, Custom Painted Finish, Non-Illuminated

Top View**Side A****Side View****EZ-Change Wordbar Detail****Side B Detail****Drawing Notes**

Date 4-24-09

Drawing Number 21757-SU-48

Scale 1/2"=1'

System EZ-Change Wordbar/ HED-225 Header

Notes All sign components of extruded aluminum

Solvent inkjet printed graphics on White Control tac and laminated to match PMS#185c Red, PMS#Reflex Blue, and White Reflective vinyl.

Paint to match PMS#Reflex Blue, and Brushed Aluminum; see drawing for color locations

Disclosure All concepts and designs represented by this drawing are the property of Howard Industries PRIME Sign Program and may not be reproduced or used in any manner without written consent. ©Copyright 2009 Howard Industries PRIME Sign Program



Proposed Signage Area



Sign Location 49



Existing Sign Location

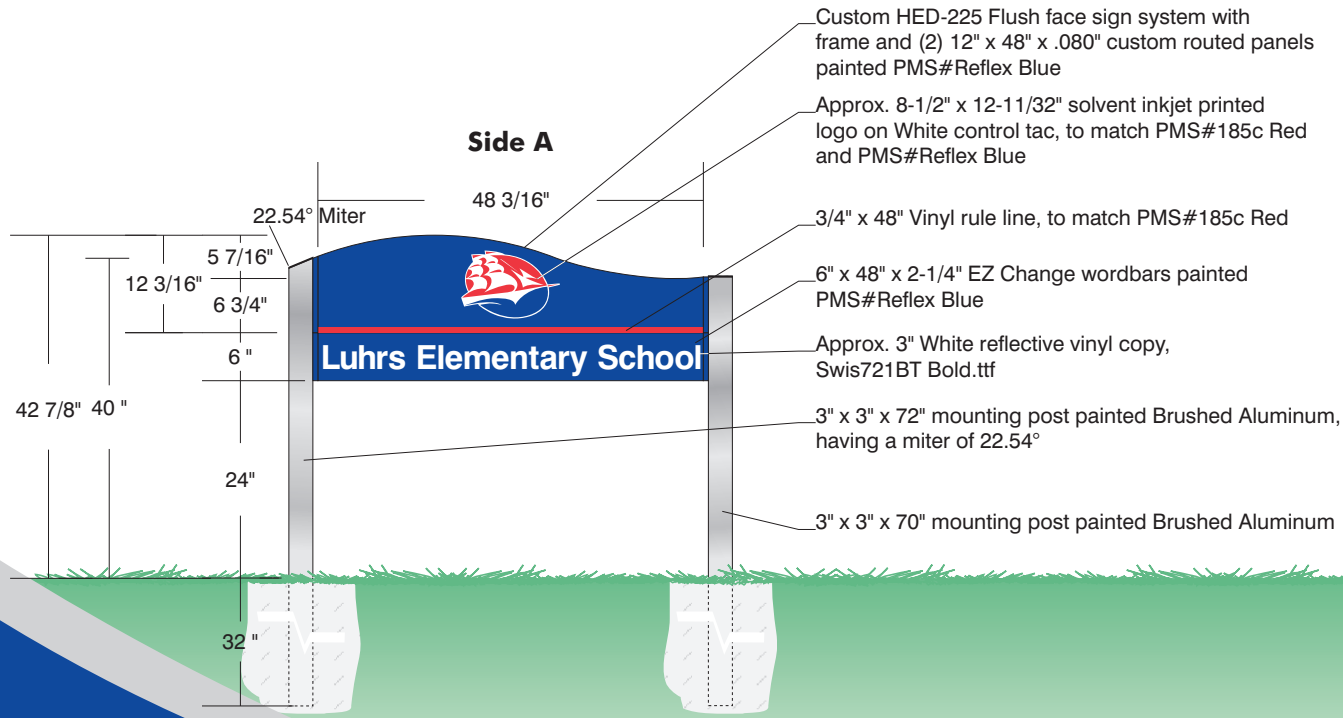
Building Identification EZ Change Wordbar with a HED-225 Header

Direct Embedment, Double faced, Custom Painted Finish, Non-Illuminated

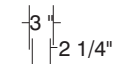
Top View



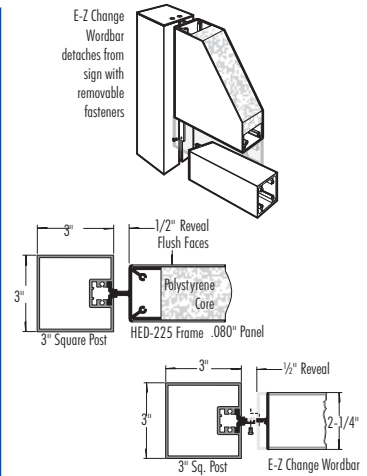
Side A



Side View



EZ-Change Wordbar Detail



Side B Detail



Drawing Notes

Date 4-24-09

Drawing Number 21757-SU-49

Scale $1/2"=1'$

System EZ-Change Wordbar/ HED-225 Header

Notes: All sign components of extruded aluminum
Solvent inkjet printed graphics on White Control tac and laminated to match PMS#185c Red, PMS#Reflex Blue, and White Reflective vinyl.
Paint to match PMS#Reflex Blue, and Brushed Aluminum; see drawing for color locations

Disclosure All concepts and designs represented by this drawing are the property of Howard Industries PRIME Sign Program and may not be reproduced or used in any manner without written consent. ©Copyright 2009 Howard Industries PRIME Sign Program



Not Available

Proposed Signage Area



Sign Location 50

Not Available

Existing Sign Location

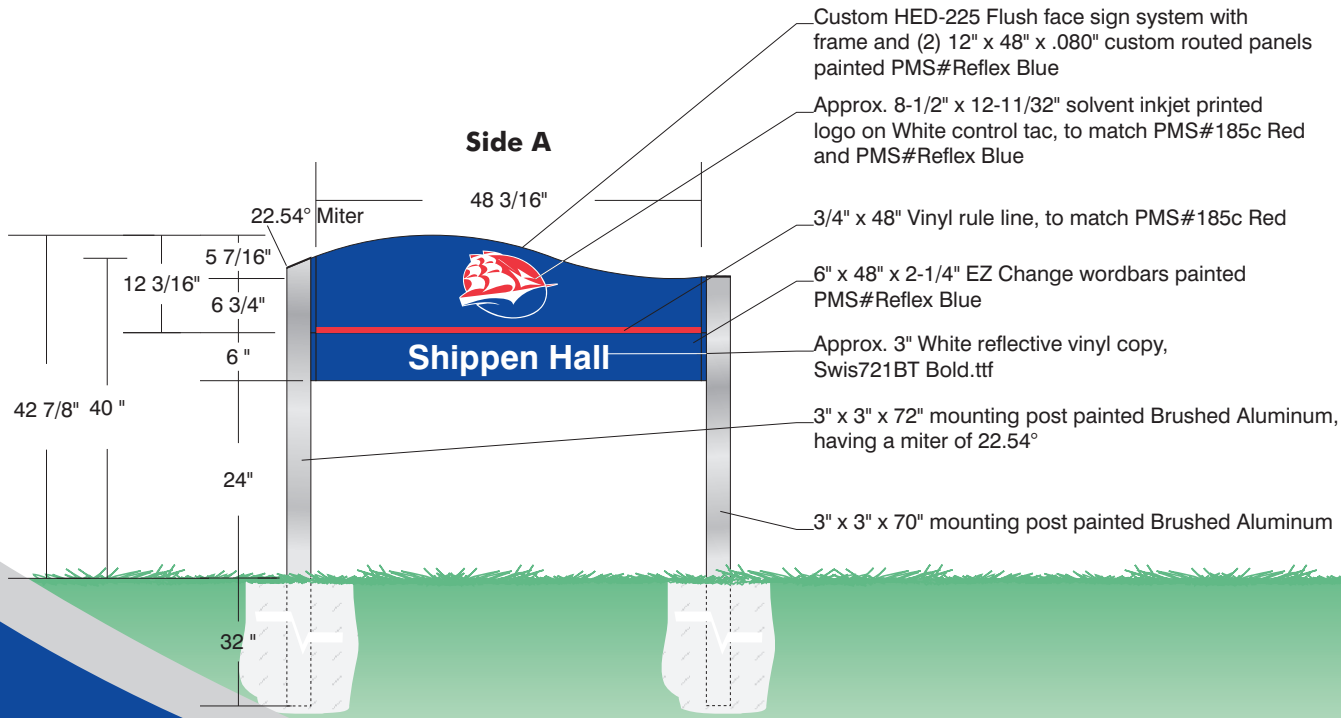
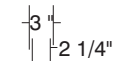
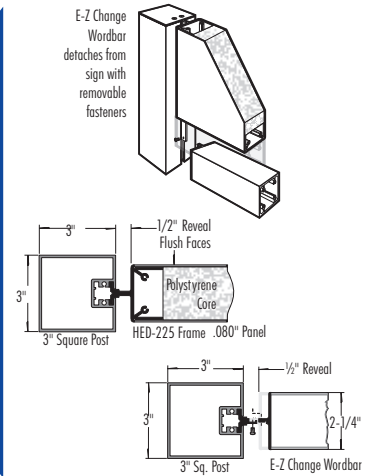
Presented By

50

Sign Location

Building Identification EZ Change Wordbar with a HED-225 Header

Direct Embedment, Double faced, Custom Painted Finish, Non-Illuminated

Top View**Side A****Side View****EZ-Change Wordbar Detail****Side B Detail****Drawing Notes**

Date 4-24-09

Drawing Number 21757-SU-50

Scale 1/2"=1'

System EZ-Change Wordbar/ HED-225 Header

Notes All sign components of extruded aluminum

Solvent inkjet printed graphics on White Control tac and laminated to match PMS#185c Red, PMS#Reflex Blue, and White Reflective vinyl.

Paint to match PMS#Reflex Blue, and Brushed Aluminum; see drawing for color locations

Disclosure All concepts and designs represented by this drawing are the property of Howard Industries PRIME Sign Program and may not be reproduced or used in any manner without written consent. ©Copyright 2009 Howard Industries PRIME Sign Program

Presented By

PRIME SIGN PROGRAM

Planning Resources Installation Manufacturing Execution

50

Sign Location



Proposed Signage Area



Sign Location 51



Existing Sign Location

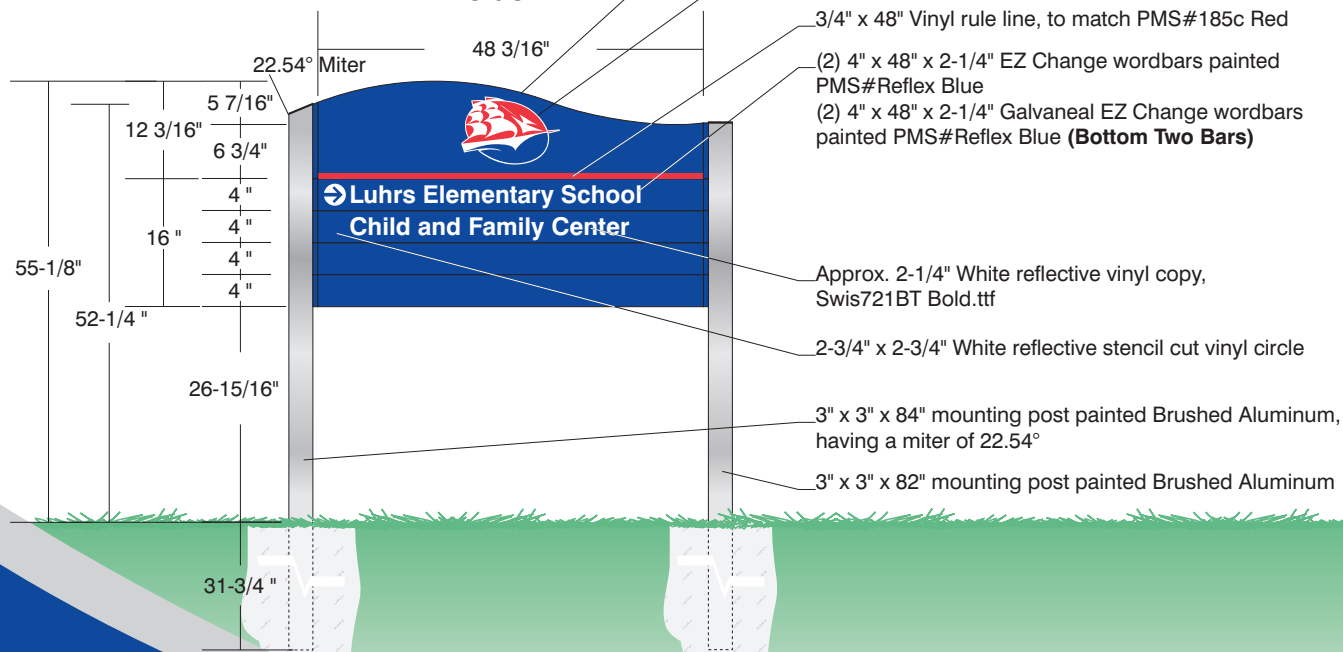
Building Identification EZ Change Wordbar with a HED-225 Header

Direct Embedment, Double faced, Custom Painted Finish, Non-Illuminated

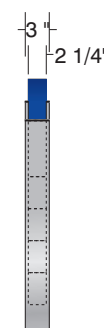
Top View



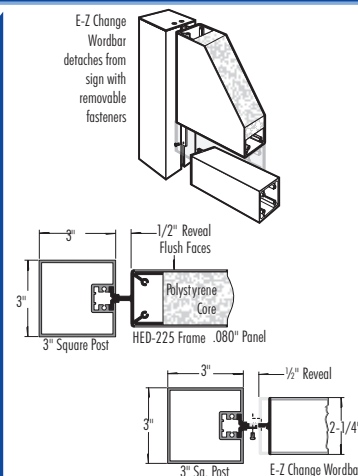
Side A



Side View



EZ-Change Wordbar Detail



Side B Detail



Drawing Notes

Date 10-15-09 Rev.1

Drawing Number 21757-SU-51

Scale 1/2"=1'

System EZ-Change Wordbar/ HED-225 Header

Notes: All sign components of extruded aluminum
Solvent inkjet printed graphics on White Control tac or Reflective vinyl and laminated to match PMS#185c Red, PMS#Reflex Blue, PMS#299c Light Blue, PMS#109c Yellow, PMS#347c Green White or Black.
Paint to match PMS#Reflex Blue, PMS#185c Red or Brushed Aluminum; see drawing for color locations
Bottom (2) Wordbars to be Galvaneal

Disclosure: All concepts and designs represented by this drawing are the property of Howard Industries PRIME Sign Program and may not be reproduced or used in any manner without written consent. ©Copyright 2009 Howard Industries PRIME Sign Program



Not Available

Proposed Signage Area



Sign Location 54a

Not Available

Existing Sign Location

Presented By

Direct Embedment, Double faced, Custom Painted Finish, Non-Illuminated

A diagram of a horizontal pipe. The left end is labeled with a dimension line indicating a length of 3 inches. The diameter of the pipe is labeled as 2 1/4 inches. The pipe is shown with a blue section in the middle and grey sections at the ends.

Side A

22.54° Miter

48 3/16"

53 15/16"

51"

24-1/2"

21"

12 3/16"

5 7/16"

6 3/4"

6"

16 1/2"

6"

2 1/4"

2 1/4"

•Head Start

Cora I. Grove Spiritual Center

Custom HED-225 Flush face sign system with frame and (2) 12" x 48" x .080" custom routed panels painted PMS#Reflex Blue

Approx. 8-1/2" x 12-11/32" solvent inkjet printed logo on White control tac, to match PMS#185c Red and PMS#Reflex Blue

3/4" x 48" Vinyl rule line, to match PMS#185c Red

(2) 6" x 48" x 2-1/4" EZ Change wordbars painted PMS#Reflex Blue

Approx. 3" White reflective vinyl copy, Swis721BT Bold.ttf

Approx. 1-1/4" White reflective vinyl copy, Swis721BT Bold.ttf

(2) 2-1/4" x 48" x 2-1/4" EZ Change wordbars painted PMS#Reflex Blue

3" x 3" x 72" mounting post painted Brushed Aluminum, having a miter of 22.54°

3" x 3" x 72" mounting post painted Brushed Aluminum

3" 2 1/4"

Side B Detail

Date 12-10-09

Drawing Number 21757-SU-54a

Scale 1/2"=1'

System EZ-Change Wordbar/ HED-225 Header

Notes: All sign components of extruded aluminum
Solvent inkjet printed graphics on White Control tac or Reflective vinyl
and laminated to match PMS®185C Red, PMS®Reflex Blue,
PMS®299c Light Blue, PMS®109c Yellow, PMS®347c Green
White or Black
Print to match PMS®Reflex Blue, PMS®185C Red or Brushed
Aluminum; see drawing for color locations

Disclosure All concepts and designs represented by this drawing are the property of Howard Industries PRIME Sign Program and may not be reproduced or used in any manner without written consent. ©Copyright 2009 Howard Industries PRIME Sign Program

Presented By

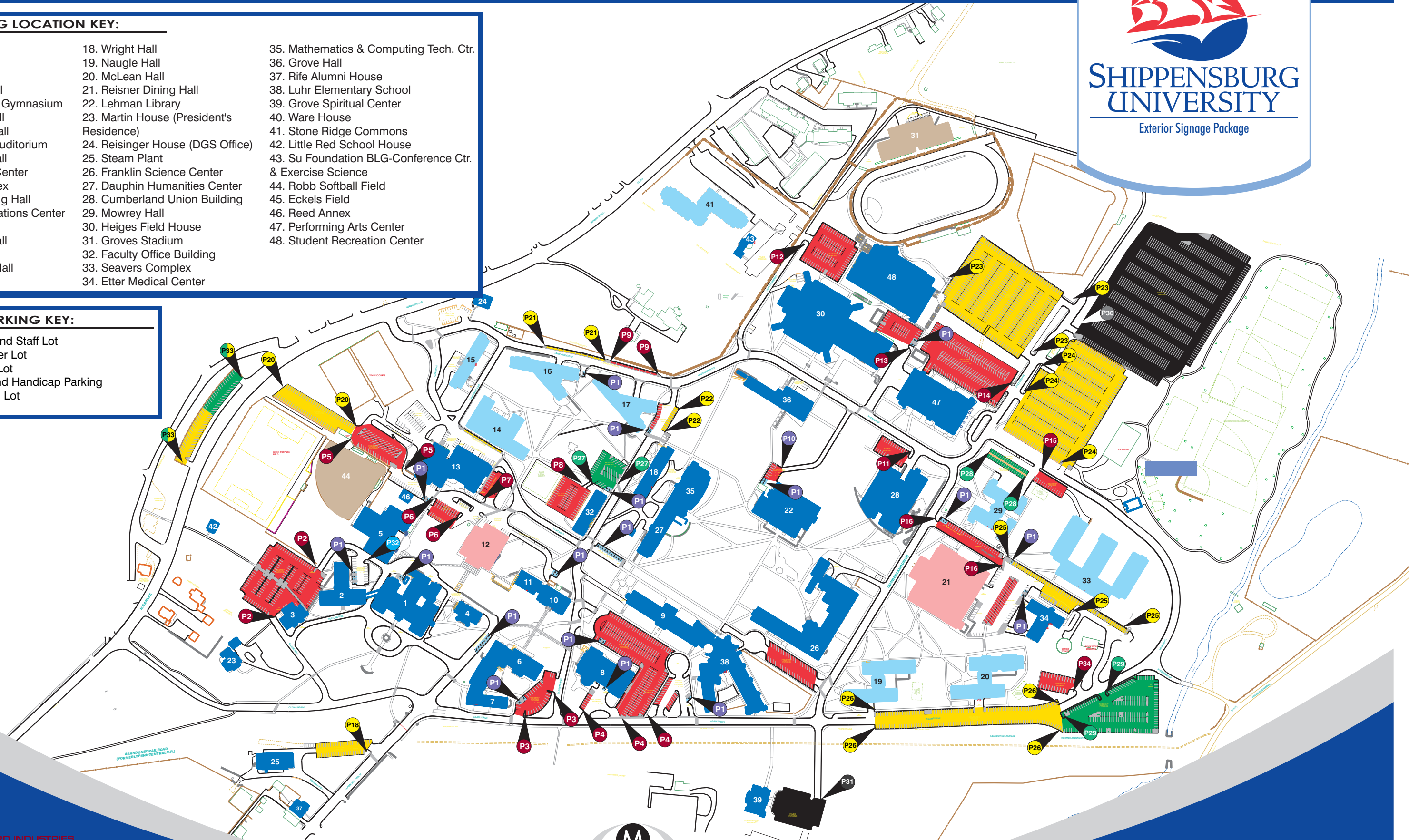


SITE BUILDING LOCATION KEY:

- | | | |
|----------------------------|--|--|
| 1. Old Main | 18. Wright Hall | 35. Mathematics & Computing Tech. Ctr. |
| 2. Horton Hall | 19. Naugle Hall | 36. Grove Hall |
| 3. Gilbert Hall | 20. McLean Hall | 37. Rife Alumni House |
| 4. Stewart Hall | 21. Reisner Dining Hall | 38. Luhr Elementary School |
| 5. Henderson Gymnasium | 22. Lehman Library | 39. Grove Spiritual Center |
| 6. Shearer Hall | 23. Martin House (President's Residence) | 40. Ware House |
| 7. Rowland Hall | 24. Reisinger House (DGS Office) | 41. Stone Ridge Commons |
| 8. Memorial Auditorium | 25. Steam Plant | 42. Little Red School House |
| 9. Shippen Hall | 26. Franklin Science Center | 43. Su Foundation BLG-Conference Ctr. & Exercise Science |
| 10. Huber Art Center | 27. Dauphin Humanities Center | 44. Robb Softball Field |
| 11. Huber Annex | 28. Cumberland Union Building | 45. Eckels Field |
| 12. Kriner Dining Hall | 29. Mowrey Hall | 46. Reed Annex |
| 13. Reed Operations Center | 30. Heiges Field House | 47. Performing Arts Center |
| 14. Harley Hall | 31. Groves Stadium | 48. Student Recreation Center |
| 15. McCune Hall | 32. Faculty Office Building | |
| 16. Kieffer Hall | 33. Seavers Complex | |
| 17. Lackhove Hall | 34. Etter Medical Center | |

CAMPUS PARKING KEY:

- F/S- Faculty and Staff Lot
- C- Commuter Lot
- L- Storage Lot
- V- Visitor and Handicap Parking
- R- Resident Lot





Proposed Signage Area



Sign Location P1

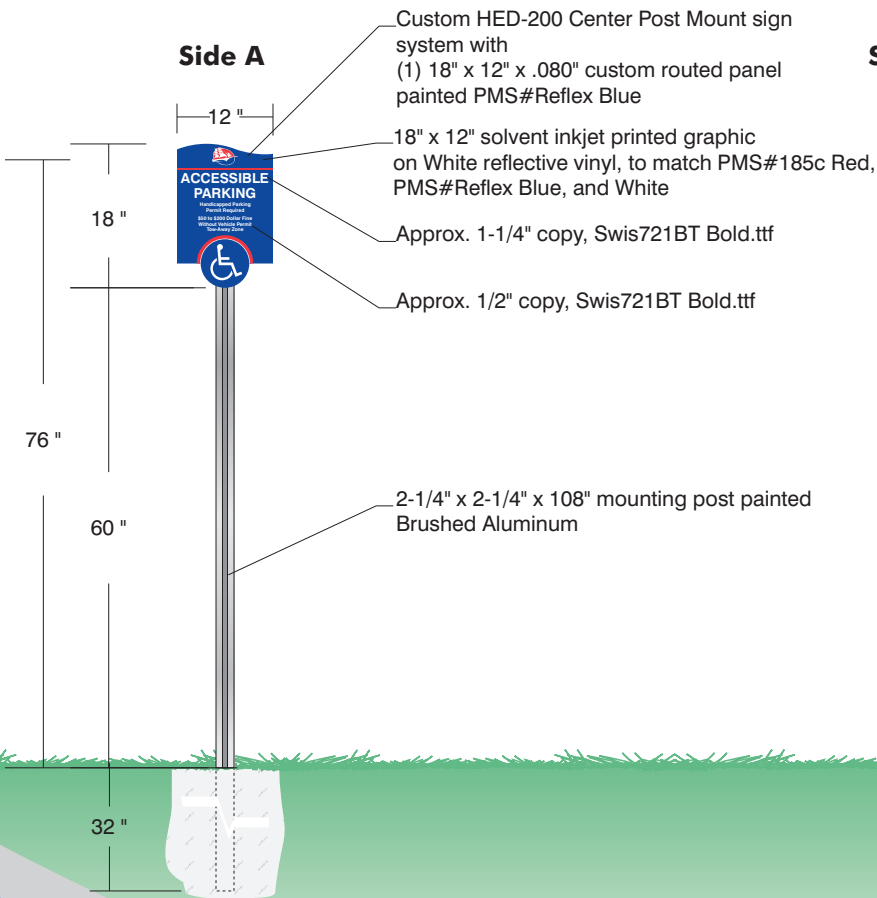
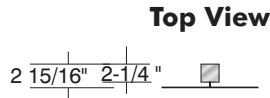


Existing Sign Location



Parking Signage: HED-200 Center Post Mount

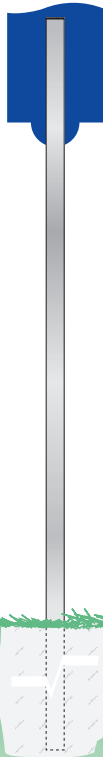
Direct Embedment, Single faced, Custom Painted Finish, Non-Illuminated, QTY:55



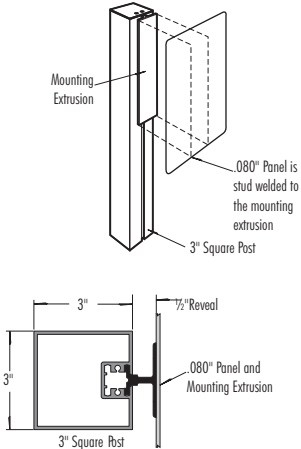
Side View



Side B



HED-200 Center Post Mount Detail



Drawing Notes

Date 6-2-09
Drawing Number 21757-SU-P1
Scale 1/2"=1'
System HED-200 Center Post Mount
Notes All sign components of extruded aluminum
Solvent inkjet printed graphics on White Reflective vinyl and laminated to match PMS#185c Red, PMS#Reflex Blue, and White Paint to match PMS#Reflex Blue, and Brushed Aluminum; see drawing for color locations





Proposed Signage Area



Sign Location P2



Existing Sign Location

P2

Sign Location

Parking Signage: HED-200 Double Post Mount

Direct Embedment, Single faced, Custom Painted Finish, Non-Illuminated, QTY:-

Top View

2 1/4"

Side A

22.54° Miter

22" VO

32"

75"

44 5/16"

33"

Side View

2 1/4"

Side B

Custom HED-200 Double Post Mount sign system with
(1) 32" x 23-1/8" x .125" custom routed panel painted PMS#Reflex Blue

4" x 6" solvent inkjet printed graphic on White reflective vinyl, to match PMS#185c Red, PMS#Reflex Blue, and White

5-7/8" x 22" solvent inkjet printed graphic on White reflective vinyl, to match PMS#185c Red and White

Approx. 1-1/2" White Reflective vinyl copy, Swis721BT Bold.ttf

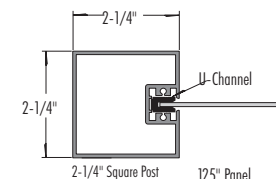
Approx. 1/4" White Reflective vinyl rule lines

Approx. 1-1/2" White Reflective vinyl copy, Swis721BT.ttf

12" x 13" solvent inkjet printed graphic on White reflective vinyl, to match PMS#185c Red, PMS#Reflex Blue, and White

3" x 3" x 108" mounting post painted Brushed Aluminum, having a miter of 22.54°

3" x 3" x 106" mounting post painted Brushed Aluminum



HED-200 Post Mount Detail

Drawing Notes

Date 6-1-09

Drawing Number 21757-SU-P2

Scale 1/2"=1'

System HED-200 Double Post Mount

Notes All sign components of extruded aluminum

Solvent inkjet printed graphics on White Reflective vinyl and laminated to match PMS#185c Red, PMS#Reflex Blue, and White Paint to match PMS#Reflex Blue, and Brushed Aluminum; see drawing for color locations

Disclosure All concepts and designs represented by this drawing are the property of Howard Industries PRIME Sign Program and may not be reproduced or used in any manner without written consent. ©Copyright 2009 Howard Industries PRIME Sign Program

Presented By

PRIME SIGN PROGRAM
Planning Resources Installation Manufacturing Execution

P2

Sign Location

P3

Sign Location

Parking Signage: HED-200 Double Post Mount

Direct Embedment, Single faced, Custom Painted Finish, Non-Illuminated, QTY:-

Top View

2 1/4"

Side A

22.54° Miter

22" VO

32"

75"

44 5/16"

33"

Custom HED-200 Double Post Mount sign system with
(1) 32" x 23-1/8" x .125" custom routed panel painted PMS#Reflex Blue

4" x 6" solvent inkjet printed graphic on White reflective vinyl, to match PMS#185c Red, PMS#Reflex Blue, and White

5-7/8" x 22" solvent inkjet printed graphic on White reflective vinyl, to match PMS#185c Red and White

Approx. 1-1/2" White Reflective vinyl copy, Swis721BT Bold.ttf

Approx. 1/4" White Reflective vinyl rule lines

Approx. 1-1/2" White Reflective vinyl copy, Swis721BT.ttf

12" x 13" solvent inkjet printed graphic on White reflective vinyl, to match PMS#185c Red, PMS#Reflex Blue, and White

3" x 3" x 108" mounting post painted Brushed Aluminum, having a miter of 22.54°

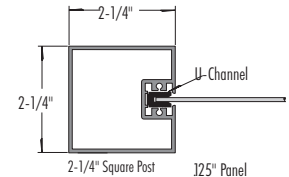
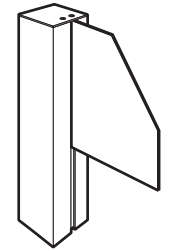
3" x 3" x 106" mounting post painted Brushed Aluminum

Side View

2 1/4"

Side B

HED-200 Post Mount Detail

**Drawing Notes**

Date 6-2-09

Drawing Number 21757-SU-P3

Scale 1/2"=1'

System HED-200 Double Post Mount

Notes All sign components of extruded aluminum

Solvent inkjet printed graphics on White Reflective vinyl and laminated to match PMS#185c Red, PMS#Reflex Blue, and White Paint to match PMS#Reflex Blue, and Brushed Aluminum; see drawing for color locations

Disclosure All concepts and designs represented by this drawing are the property of Howard Industries PRIME Sign Program and may not be reproduced or used in any manner without written consent. ©Copyright 2009 Howard Industries PRIME Sign Program

Presented By

PRIME SIGN PROGRAM
Planning Resources Installation Manufacturing Execution

P3

Sign Location

P4

Sign Location

Parking Signage: HED-200 Double Post Mount

Direct Embedment, Single faced, Custom Painted Finish, Non-Illuminated, QTY:-

Top View

2 1/4"

Side A

22.54° Miter

22" VO

32"

75"

44 5/16"

33"

Custom HED-200 Double Post Mount sign system with
(1) 32" x 23-1/8" x .125" custom routed panel painted PMS#Reflex Blue

4" x 6" solvent inkjet printed graphic on White reflective vinyl, to match PMS#185c Red, PMS#Reflex Blue, and White

5-7/8" x 22" solvent inkjet printed graphic on White reflective vinyl, to match PMS#185c Red and White

Approx. 1-1/2" White Reflective vinyl copy, Swis721BT Bold.ttf

Approx. 1/4" White Reflective vinyl rule lines

Approx. 1-1/2" White Reflective vinyl copy, Swis721BT.ttf

12" x 13" solvent inkjet printed graphic on White reflective vinyl, to match PMS#185c Red, PMS#Reflex Blue, and White

3" x 3" x 108" mounting post painted Brushed Aluminum, having a miter of 22.54°

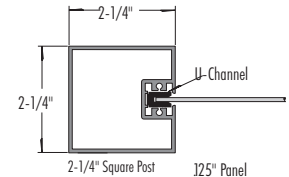
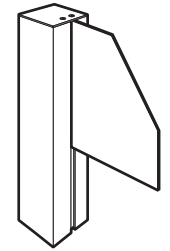
3" x 3" x 106" mounting post painted Brushed Aluminum

Side View

2 1/4"

Side B

HED-200 Post Mount Detail

**Drawing Notes**

Date 6-2-09

Drawing Number 21757-SU-P4

Scale 1/2"=1'

System HED-200 Double Post Mount

Notes All sign components of extruded aluminum

Solvent inkjet printed graphics on White Reflective vinyl and laminated to match PMS#185c Red, PMS#Reflex Blue, and White Paint to match PMS#Reflex Blue, and Brushed Aluminum; see drawing for color locations

Disclosure All concepts and designs represented by this drawing are the property of Howard Industries PRIME Sign Program and may not be reproduced or used in any manner without written consent. ©Copyright 2009 Howard Industries PRIME Sign Program

Presented By

PRIME SIGN PROGRAM
Planning Resources Installation Manufacturing Execution

P4

Sign Location

P5

Sign Location

Parking Signage: HED-200 Double Post Mount

Direct Embedment, Single faced, Custom Painted Finish, Non-Illuminated, QTY:-

Top View

2 1/4"

Side A

22.54° Miter

22" VO

32"

75"

44 5/16"

33"

Custom HED-200 Double Post Mount sign system with
(1) 32" x 23-1/8" x .125" custom routed panel painted PMS#Reflex Blue

4" x 6" solvent inkjet printed graphic on White reflective vinyl, to match PMS#185c Red, PMS#Reflex Blue, and White

5-7/8" x 22" solvent inkjet printed graphic on White reflective vinyl, to match PMS#185c Red and White

Approx. 1-1/2" White Reflective vinyl copy, Swis721BT Bold.ttf

Approx. 1/4" White Reflective vinyl rule lines

Approx. 1-1/2" White Reflective vinyl copy, Swis721BT.ttf

12" x 13" solvent inkjet printed graphic on White reflective vinyl, to match PMS#185c Red, PMS#Reflex Blue, and White

3" x 3" x 108" mounting post painted Brushed Aluminum, having a miter of 22.54°

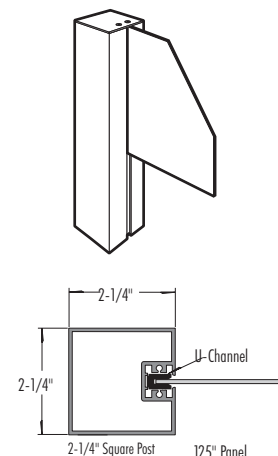
3" x 3" x 106" mounting post painted Brushed Aluminum

Side View

2 1/4"

Side B

HED-200 Post Mount Detail

**Drawing Notes**

Date 6-2-09

Drawing Number 21757-SU-P5

Scale 1/2"=1'

System HED-200 Double Post Mount

Notes All sign components of extruded aluminum

Solvent inkjet printed graphics on White Reflective vinyl and laminated to match PMS#185c Red, PMS#Reflex Blue, and White Paint to match PMS#Reflex Blue, and Brushed Aluminum; see drawing for color locations

Disclosure All concepts and designs represented by this drawing are the property of Howard Industries PRIME Sign Program and may not be reproduced or used in any manner without written consent. ©Copyright 2009 Howard Industries PRIME Sign Program

Presented By

PRIME SIGN PROGRAM
Planning Resources Installation Manufacturing Execution

P5

Sign Location

P6

Sign Location

Parking Signage: HED-200 Double Post Mount

Direct Embedment, Single faced, Custom Painted Finish, Non-Illuminated, QTY:-

Top View

2 1/4"

Side A

22.54° Miter

22" VO

32"

75"

44 5/16"

33"

Side View

2 1/4"

Side B

Custom HED-200 Double Post Mount sign system with
(1) 32" x 23-1/8" x .125" custom routed panel painted PMS#Reflex Blue

4" x 6" solvent inkjet printed graphic on White reflective vinyl, to match PMS#185c Red, PMS#Reflex Blue, and White

5-7/8" x 22" solvent inkjet printed graphic on White reflective vinyl, to match PMS#185c Red and White

Approx. 1-1/2" White Reflective vinyl copy, Swis721BT Bold.ttf

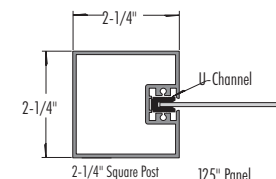
Approx. 1/4" White Reflective vinyl rule lines

Approx. 1-1/2" White Reflective vinyl copy, Swis721BT.ttf

12" x 13" solvent inkjet printed graphic on White reflective vinyl, to match PMS#185c Red, PMS#Reflex Blue, and White

3" x 3" x 108" mounting post painted Brushed Aluminum, having a miter of 22.54°

3" x 3" x 106" mounting post painted Brushed Aluminum



HED-200 Post Mount Detail

Drawing Notes

Date 6-2-09

Drawing Number 21757-SU-P6

Scale 1/2"=1'

System HED-200 Double Post Mount

Notes All sign components of extruded aluminum

Solvent inkjet printed graphics on White Reflective vinyl and laminated to match PMS#185c Red, PMS#Reflex Blue, and White Paint to match PMS#Reflex Blue, and Brushed Aluminum; see drawing for color locations

Disclosure All concepts and designs represented by this drawing are the property of Howard Industries PRIME Sign Program and may not be reproduced or used in any manner without written consent. ©Copyright 2009 Howard Industries PRIME Sign Program

Presented By

PRIME SIGN PROGRAM
Planning Resources Installation Manufacturing Execution

P6

Sign Location

P7

Sign Location

Parking Signage: HED-200 Double Post Mount

Direct Embedment, Single faced, Custom Painted Finish, Non-Illuminated, QTY:-

Top View

2 1/4"

Side A

22.54° Miter

22" VO

32"

75"

44 5/16"

33"

Side View

2 1/4"

Side B

Custom HED-200 Double Post Mount sign system with
(1) 32" x 23-1/8" x .125" custom routed panel painted PMS#Reflex Blue

4" x 6" solvent inkjet printed graphic on White reflective vinyl, to match PMS#185c Red, PMS#Reflex Blue, and White

5-7/8" x 22" solvent inkjet printed graphic on White reflective vinyl, to match PMS#185c Red and White

Approx. 1-1/2" White Reflective vinyl copy, Swis721BT Bold.ttf

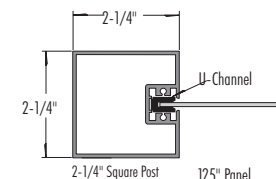
Approx. 1/4" White Reflective vinyl rule lines

Approx. 1-1/2" White Reflective vinyl copy, Swis721BT.ttf

12" x 13" solvent inkjet printed graphic on White reflective vinyl, to match PMS#185c Red, PMS#Reflex Blue, and White

3" x 3" x 108" mounting post painted Brushed Aluminum, having a miter of 22.54°

3" x 3" x 106" mounting post painted Brushed Aluminum



HED-200 Post Mount Detail

Drawing Notes

Date 6-2-09

Drawing Number 21757-SU-P7

Scale 1/2"=1'

System HED-200 Double Post Mount

Notes All sign components of extruded aluminum

Solvent inkjet printed graphics on White Reflective vinyl and laminated to match PMS#185c Red, PMS#Reflex Blue, and White Paint to match PMS#Reflex Blue, and Brushed Aluminum; see drawing for color locations

Disclosure All concepts and designs represented by this drawing are the property of Howard Industries PRIME Sign Program and may not be reproduced or used in any manner without written consent. ©Copyright 2009 Howard Industries PRIME Sign Program

Presented By

PRIME SIGN PROGRAM
Planning Resources Installation Manufacturing Execution

P7

Sign Location

P8

Sign Location

Parking Signage: HED-200 Double Post Mount

Direct Embedment, Single faced, Custom Painted Finish, Non-Illuminated, QTY:-

Top View

2 1/4"

Side A

22.54° Miter

22" VO

32"

75"

44 5/16"

33"

Custom HED-200 Double Post Mount sign system with
(1) 32" x 23-1/8" x .125" custom routed panel painted PMS#Reflex Blue

4" x 6" solvent inkjet printed graphic on White reflective vinyl, to match PMS#185c Red, PMS#Reflex Blue, and White

5-7/8" x 22" solvent inkjet printed graphic on White reflective vinyl, to match PMS#185c Red and White

Approx. 1-1/2" White Reflective vinyl copy, Swis721BT Bold.ttf

Approx. 1/4" White Reflective vinyl rule lines

Approx. 1-1/2" White Reflective vinyl copy, Swis721BT.ttf

12" x 13" solvent inkjet printed graphic on White reflective vinyl, to match PMS#185c Red, PMS#Reflex Blue, and White

3" x 3" x 108" mounting post painted Brushed Aluminum, having a miter of 22.54°

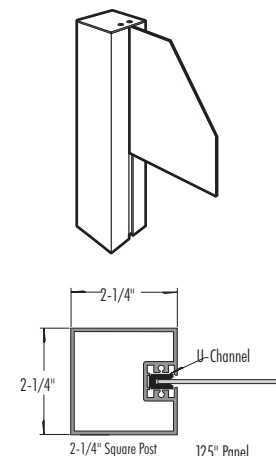
3" x 3" x 106" mounting post painted Brushed Aluminum

Side View

2 1/4"

Side B

HED-200 Post Mount Detail

**Drawing Notes**

Date 6-2-09

Drawing Number 21757-SU-P8

Scale 1/2"=1'

System HED-200 Double Post Mount

Notes: All sign components of extruded aluminum

Solvent inkjet printed graphics on White Reflective vinyl and laminated to match PMS#185c Red, PMS#Reflex Blue, and White Paint to match PMS#Reflex Blue, and Brushed Aluminum; see drawing for color locations

Disclosure: All concepts and designs represented by this drawing are the property of Howard Industries PRIME Sign Program and may not be reproduced or used in any manner without written consent. ©Copyright 2009 Howard Industries PRIME Sign Program

Presented By

PRIME SIGN PROGRAM
Planning Resources Installation Manufacturing Execution

P8

Sign Location

P9

Sign Location

Parking Signage: HED-200 Double Post Mount

Direct Embedment, Single faced, Custom Painted Finish, Non-Illuminated, QTY:-

Top View

2 1/4"

Side A

22.54° Miter

22" VO

32"

75"

44 5/16"

33"

Custom HED-200 Double Post Mount sign system with
(1) 32" x 23-1/8" x .125" custom routed panel painted PMS#Reflex Blue

4" x 6" solvent inkjet printed graphic on White reflective vinyl, to match PMS#185c Red, PMS#Reflex Blue, and White

5-7/8" x 22" solvent inkjet printed graphic on White reflective vinyl, to match PMS#185c Red and White

Approx. 1-1/2" White Reflective vinyl copy, Swis721BT Bold.ttf

Approx. 1/4" White Reflective vinyl rule lines

Approx. 1-1/2" White Reflective vinyl copy, Swis721BT.ttf

12" x 13" solvent inkjet printed graphic on White reflective vinyl, to match PMS#185c Red, PMS#Reflex Blue, and White

3" x 3" x 108" mounting post painted Brushed Aluminum, having a miter of 22.54°

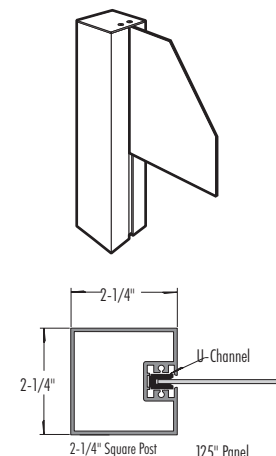
3" x 3" x 106" mounting post painted Brushed Aluminum

Side View

2 1/4"

Side B

HED-200 Post Mount Detail



Drawing Notes

Date 6-2-09

Drawing Number 21757-SU-P9

Scale 1/2"=1'

System HED-200 Double Post Mount

Notes All sign components of extruded aluminum

Solvent inkjet printed graphics on White Reflective vinyl and laminated to match PMS#185c Red, PMS#Reflex Blue, and White Paint to match PMS#Reflex Blue, and Brushed Aluminum; see drawing for color locations

Disclosure All concepts and designs represented by this drawing are the property of Howard Industries PRIME Sign Program and may not be reproduced or used in any manner without written consent. ©Copyright 2009 Howard Industries PRIME Sign Program

Presented By

PRIME SIGN PROGRAM
Planning Resources Installation Manufacturing Execution

P9

Sign Location



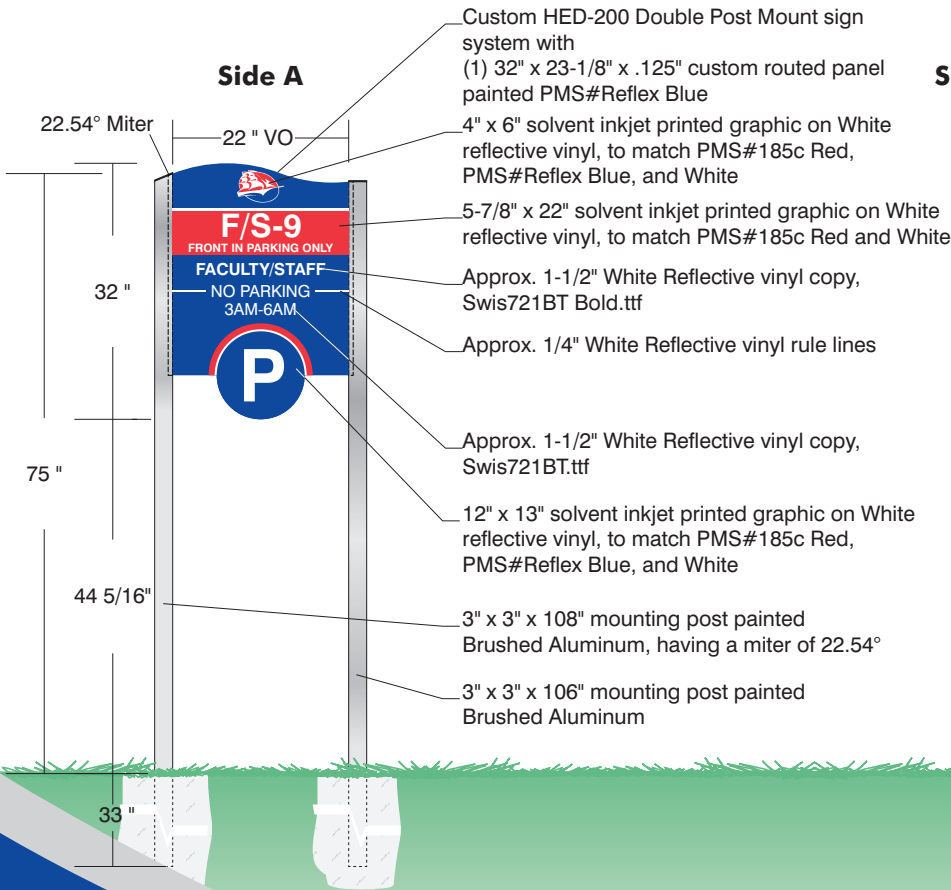
Parking Signage: HED-200 Double Post Mount

Direct Embedment, Single faced, Custom Painted Finish, Non-Illuminated, QTY:-

Top View




Side A



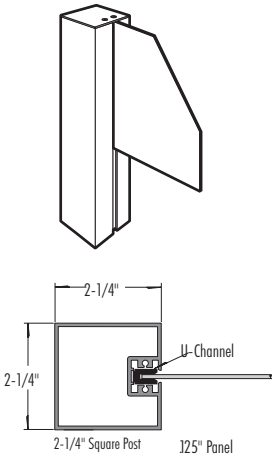
Side View



Side B



HED-200 Post Mount Detail



Drawing Notes

Date 6-2-09

Drawing Number 21757-SU-P10

Scale 1/2"=1'

System HED-200 Double Post Mount

Notes All sign components of extruded aluminum
Solvent inkjet printed graphics on White Reflective vinyl and laminated to match PMS#185c Red, PMS#Reflex Blue, and White
Paint to match PMS#Reflex Blue, and Brushed Aluminum; see drawing for color locations

Disclosure All concepts and designs represented by this drawing are the property of Howard Industries PRIME Sign Program and may not be reproduced or used in any manner without written consent. ©Copyright 2009 Howard Industries PRIME Sign Program



P11

Sign Location

Parking Signage: HED-200 Double Post Mount

Direct Embedment, Single faced, Custom Painted Finish, Non-Illuminated, QTY:-

Top View

2 1/4"

Side A

22.54° Miter

22" VO

40"

83"

44 5/16"

37"

Side View

2 1/4"

Side B

Custom HED-200 Double Post Mount sign system with
(1) 40" x 23-1/8" x .125" custom routed panel painted PMS#Reflex Blue

4" x 6" solvent inkjet printed graphic on White reflective vinyl, to match PMS#185c Red, PMS#Reflex Blue, and White

5-7/8" x 22" solvent inkjet printed graphic on White reflective vinyl, to match PMS#185c Red and White

Approx. 1-1/2" White Reflective vinyl copy, Swis721BT Bold.ttf

Approx. 1/4" White Reflective vinyl rule lines

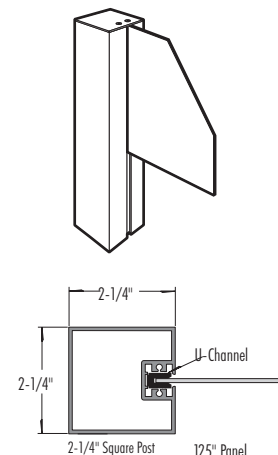
Approx. 1-1/2" White Reflective vinyl copy, Swis721BT.ttf

12" x 13" solvent inkjet printed graphic on White reflective vinyl, to match PMS#185c Red, PMS#Reflex Blue, and White

3" x 3" x 120" mounting post painted Brushed Aluminum, having a miter of 22.54°

3" x 3" x 118" mounting post painted Brushed Aluminum

HED-200 Post Mount Detail

**Drawing Notes**

Date 6-2-09

Drawing Number 21757-SU-P11

Scale 1/2"=1'

System HED-200 Double Post Mount

Notes All sign components of extruded aluminum

Solvent inkjet printed graphics on White Reflective vinyl and laminated to match PMS#185c Red, PMS#Reflex Blue, and White Paint to match PMS#Reflex Blue, and Brushed Aluminum; see drawing for color locations

Disclosure All concepts and designs represented by this drawing are the property of Howard Industries PRIME Sign Program and may not be reproduced or used in any manner without written consent. ©Copyright 2009 Howard Industries PRIME Sign Program

Presented By

PRIME SIGN PROGRAM
Planning Resources Installation Manufacturing Execution

P11

Sign Location

P12

Sign Location

Parking Signage: HED-200 Double Post Mount

Direct Embedment, Single faced, Custom Painted Finish, Non-Illuminated, QTY:-

Top View

2 1/4"

Side A

22.54° Miter

22" VO

32"

75"

44 5/16"

33"

Custom HED-200 Double Post Mount sign system with
(1) 32" x 23-1/8" x .125" custom routed panel painted PMS#Reflex Blue

4" x 6" solvent inkjet printed graphic on White reflective vinyl, to match PMS#185c Red, PMS#Reflex Blue, and White

5-7/8" x 22" solvent inkjet printed graphic on White reflective vinyl, to match PMS#185c Red and White

Approx. 1-1/2" White Reflective vinyl copy, Swis721BT Bold.ttf

Approx. 1/4" White Reflective vinyl rule lines

Approx. 1-1/2" White Reflective vinyl copy, Swis721BT.ttf

12" x 13" solvent inkjet printed graphic on White reflective vinyl, to match PMS#185c Red, PMS#Reflex Blue, and White

3" x 3" x 108" mounting post painted Brushed Aluminum, having a miter of 22.54°

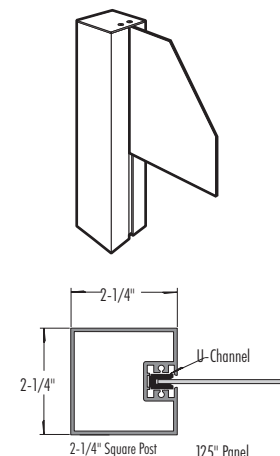
3" x 3" x 106" mounting post painted Brushed Aluminum

Side View

2 1/4"

Side B

HED-200 Post Mount Detail

**Drawing Notes**

Date 6-2-09

Drawing Number 21757-SU-P12

Scale 1/2"=1'

System HED-200 Double Post Mount

Notes All sign components of extruded aluminum

Solvent inkjet printed graphics on White Reflective vinyl and laminated to match PMS#185c Red, PMS#Reflex Blue, and White Paint to match PMS#Reflex Blue, and Brushed Aluminum; see drawing for color locations

Disclosure All concepts and designs represented by this drawing are the property of Howard Industries PRIME Sign Program and may not be reproduced or used in any manner without written consent. ©Copyright 2009 Howard Industries PRIME Sign Program

Presented By

PRIME SIGN PROGRAM
Planning Resources Installation Manufacturing Execution

P12

Sign Location

P13

Sign Location

Parking Signage: HED-200 Double Post Mount

Direct Embedment, Single faced, Custom Painted Finish, Non-Illuminated, QTY:-

Top View

2 1/4"

Side A

22.54° Miter

22" VO

32"

75"

44 5/16"

33"

Side View

2 1/4"

Side B

Custom HED-200 Double Post Mount sign system with
(1) 32" x 23-1/8" x .125" custom routed panel painted PMS#Reflex Blue

4" x 6" solvent inkjet printed graphic on White reflective vinyl, to match PMS#185c Red, PMS#Reflex Blue, and White

5-7/8" x 22" solvent inkjet printed graphic on White reflective vinyl, to match PMS#185c Red and White

Approx. 1-1/2" White Reflective vinyl copy, Swis721BT Bold.ttf

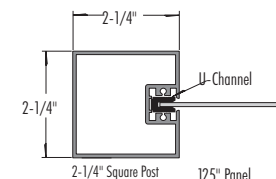
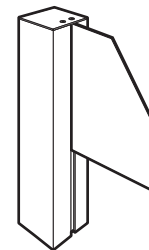
Approx. 1/4" White Reflective vinyl rule lines

Approx. 1-1/2" White Reflective vinyl copy, Swis721BT.ttf

12" x 13" solvent inkjet printed graphic on White reflective vinyl, to match PMS#185c Red, PMS#Reflex Blue, and White

3" x 3" x 108" mounting post painted Brushed Aluminum, having a miter of 22.54°

3" x 3" x 106" mounting post painted Brushed Aluminum



HED-200 Post Mount Detail

Drawing Notes

Date 6-2-09

Drawing Number 21757-SU-P13

Scale 1/2"=1'

System HED-200 Double Post Mount

Notes All sign components of extruded aluminum

Solvent inkjet printed graphics on White Reflective vinyl and laminated to match PMS#185c Red, PMS#Reflex Blue, and White Paint to match PMS#Reflex Blue, and Brushed Aluminum; see drawing for color locations

Disclosure All concepts and designs represented by this drawing are the property of Howard Industries PRIME Sign Program and may not be reproduced or used in any manner without written consent. ©Copyright 2009 Howard Industries PRIME Sign Program

Presented By

PRIME SIGN PROGRAM
Planning Resources Installation Manufacturing Execution

P13

Sign Location

P14

Sign Location

Parking Signage: HED-200 Double Post Mount

Direct Embedment, Single faced, Custom Painted Finish, Non-Illuminated, QTY:-

Top View

2 1/4"

Side A

22.54° Miter

22" VO

32"

75"

44 5/16"

33"

Side View

2 1/4"

Side B

Custom HED-200 Double Post Mount sign system with
(1) 32" x 23-1/8" x .125" custom routed panel painted PMS#Reflex Blue

4" x 6" solvent inkjet printed graphic on White reflective vinyl, to match PMS#185c Red, PMS#Reflex Blue, and White

5-7/8" x 22" solvent inkjet printed graphic on White reflective vinyl, to match PMS#185c Red and White

Approx. 1-1/2" White Reflective vinyl copy, Swis721BT Bold.ttf

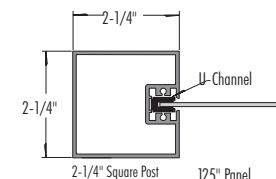
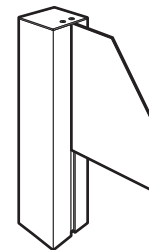
Approx. 1/4" White Reflective vinyl rule lines

Approx. 1-1/2" White Reflective vinyl copy, Swis721BT.ttf

12" x 13" solvent inkjet printed graphic on White reflective vinyl, to match PMS#185c Red, PMS#Reflex Blue, and White

3" x 3" x 108" mounting post painted Brushed Aluminum, having a miter of 22.54°

3" x 3" x 106" mounting post painted Brushed Aluminum



HED-200 Post Mount Detail

Drawing Notes

Date 6-2-09

Drawing Number 21757-SU-P14

Scale 1/2"=1'

System HED-200 Double Post Mount

Notes All sign components of extruded aluminum

Solvent inkjet printed graphics on White Reflective vinyl and laminated to match PMS#185c Red, PMS#Reflex Blue, and White Paint to match PMS#Reflex Blue, and Brushed Aluminum; see drawing for color locations

Disclosure All concepts and designs represented by this drawing are the property of Howard Industries PRIME Sign Program and may not be reproduced or used in any manner without written consent. ©Copyright 2009 Howard Industries PRIME Sign Program

Presented By

PRIME SIGN PROGRAM
Planning Resources Installation Manufacturing Execution

P14

Sign Location

P15

Sign Location

Parking Signage: HED-200 Double Post Mount

Direct Embedment, Single faced, Custom Painted Finish, Non-Illuminated, QTY:-

Top View

2 1/4"

Side A

22.54° Miter

22" VO

32"

75"

44 5/16"

33"

Custom HED-200 Double Post Mount sign system with
(1) 32" x 23-1/8" x .125" custom routed panel painted PMS#Reflex Blue

4" x 6" solvent inkjet printed graphic on White reflective vinyl, to match PMS#185c Red, PMS#Reflex Blue, and White

5-7/8" x 22" solvent inkjet printed graphic on White reflective vinyl, to match PMS#185c Red and White

Approx. 1-1/2" White Reflective vinyl copy, Swis721BT Bold.ttf

Approx. 1/4" White Reflective vinyl rule lines

Approx. 1-1/2" White Reflective vinyl copy, Swis721BT.ttf

12" x 13" solvent inkjet printed graphic on White reflective vinyl, to match PMS#185c Red, PMS#Reflex Blue, and White

3" x 3" x 108" mounting post painted Brushed Aluminum, having a miter of 22.54°

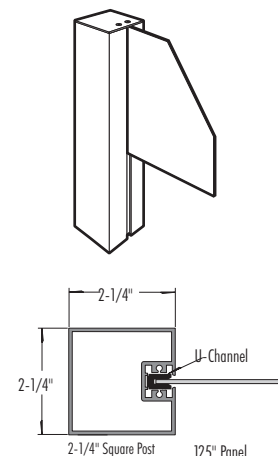
3" x 3" x 106" mounting post painted Brushed Aluminum

Side View

2 1/4"

Side B

HED-200 Post Mount Detail

**Drawing Notes**

Date 6-2-09

Drawing Number 21757-SU-P15

Scale 1/2"=1'

System HED-200 Double Post Mount

Notes All sign components of extruded aluminum

Solvent inkjet printed graphics on White Reflective vinyl and laminated to match PMS#185c Red, PMS#Reflex Blue, and White Paint to match PMS#Reflex Blue, and Brushed Aluminum; see drawing for color locations

Disclosure All concepts and designs represented by this drawing are the property of Howard Industries PRIME Sign Program and may not be reproduced or used in any manner without written consent. ©Copyright 2009 Howard Industries PRIME Sign Program

Presented By

PRIME SIGN PROGRAM
Planning Resources Installation Manufacturing Execution

P15

Sign Location

P16

Sign Location

Parking Signage: HED-200 Double Post Mount

Direct Embedment, Single faced, Custom Painted Finish, Non-Illuminated, QTY:-

Top View

2 1/4"

Side A

22.54° Miter

22" VO

32"

75"

44 5/16"

33"

Custom HED-200 Double Post Mount sign system with
(1) 32" x 23-1/8" x .125" custom routed panel painted PMS#Reflex Blue

4" x 6" solvent inkjet printed graphic on White reflective vinyl, to match PMS#185c Red, PMS#Reflex Blue, and White

5-7/8" x 22" solvent inkjet printed graphic on White reflective vinyl, to match PMS#185c Red and White

Approx. 1-1/2" White Reflective vinyl copy, Swis721BT Bold.ttf

Approx. 1/4" White Reflective vinyl rule lines

Approx. 1-1/2" White Reflective vinyl copy, Swis721BT.ttf

12" x 13" solvent inkjet printed graphic on White reflective vinyl, to match PMS#185c Red, PMS#Reflex Blue, and White

3" x 3" x 108" mounting post painted Brushed Aluminum, having a miter of 22.54°

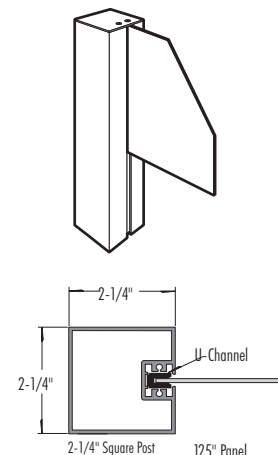
3" x 3" x 106" mounting post painted Brushed Aluminum

Side View

2 1/4"

Side B

HED-200 Post Mount Detail

**Drawing Notes**

Date 6-2-09

Drawing Number 21757-SU-P16

Scale 1/2"=1'

System HED-200 Double Post Mount

Notes All sign components of extruded aluminum

Solvent inkjet printed graphics on White Reflective vinyl and laminated to match PMS#185c Red, PMS#Reflex Blue, and White Paint to match PMS#Reflex Blue, and Brushed Aluminum; see drawing for color locations

Disclosure All concepts and designs represented by this drawing are the property of Howard Industries PRIME Sign Program and may not be reproduced or used in any manner without written consent. ©Copyright 2009 Howard Industries PRIME Sign Program

Presented By

PRIME SIGN PROGRAM
Planning Resources Installation Manufacturing Execution

P16

Sign Location

P17

Sign Location

Parking Signage: HED-200 Double Post Mount

Direct Embedment, Single faced, Custom Painted Finish, Non-Illuminated, QTY:-

Top View

2 1/4"

Side A

22.54° Miter

22" VO

32"

75"

44 5/16"

33"

Side View

2 1/4"

Side B

Custom HED-200 Double Post Mount sign system with
(1) 32" x 23-1/8" x .125" custom routed panel painted PMS#Reflex Blue

4" x 6" solvent inkjet printed graphic on White reflective vinyl, to match PMS#185c Red, PMS#Reflex Blue, and White

5-7/8" x 22" solvent inkjet printed graphic on White reflective vinyl, to match PMS#185c Red and White

Approx. 1-1/2" White Reflective vinyl copy, Swis721BT Bold.ttf

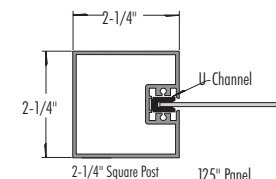
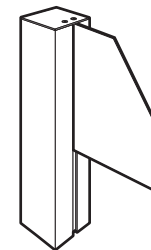
Approx. 1/4" White Reflective vinyl rule lines

Approx. 1-1/2" White Reflective vinyl copy, Swis721BT.ttf

12" x 13" solvent inkjet printed graphic on White reflective vinyl, to match PMS#185c Red, PMS#Reflex Blue, and White

3" x 3" x 108" mounting post painted Brushed Aluminum, having a miter of 22.54°

3" x 3" x 106" mounting post painted Brushed Aluminum



HED-200 Post Mount Detail

Drawing Notes

Date 6-2-09

Drawing Number 21757-SU-P17

Scale 1/2"=1'

System HED-200 Double Post Mount

Notes All sign components of extruded aluminum

Solvent inkjet printed graphics on White Reflective vinyl and laminated to match PMS#185c Red, PMS#Reflex Blue, and White Paint to match PMS#Reflex Blue, and Brushed Aluminum; see drawing for color locations

Disclosure All concepts and designs represented by this drawing are the property of Howard Industries PRIME Sign Program and may not be reproduced or used in any manner without written consent. ©Copyright 2009 Howard Industries PRIME Sign Program

Presented By

PRIME SIGN PROGRAM
Planning Resources Installation Manufacturing Execution

P17

Sign Location



Proposed Signage Area



Sign Location **P18**



Existing Sign Location

P18

Sign Location

Parking Signage: HED-200 Double Post Mount

Direct Embedment, Single faced, Custom Painted Finish, Non-Illuminated, QTY:-

Top View

2 1/4"

Side A

22.54° Miter

22" VO

32"

75"

44 5/16"

33"

Custom HED-200 Double Post Mount sign system with
(1) 32" x 23-1/8" x .125" custom routed panel painted PMS#Reflex Blue

4" x 6" solvent inkjet printed graphic on White reflective vinyl, to match PMS#185c Red, PMS#Reflex Blue, and White

5-7/8" x 22" solvent inkjet printed graphic on White reflective vinyl, to match PMS#109c Yellow, Black and White

Approx. 1-1/2" White Reflective vinyl copy, Swis721BT Bold.ttf

Approx. 1/4" White Reflective vinyl rule lines

Approx. 1-1/2" White Reflective vinyl copy, Swis721BT.ttf

12" x 13" solvent inkjet printed graphic on White reflective vinyl, to match PMS#109c Yellow, PMS#Reflex Blue, and White

3" x 3" x 108" mounting post painted Brushed Aluminum, having a miter of 22.54°

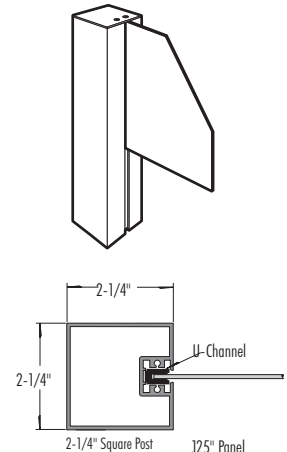
3" x 3" x 106" mounting post painted Brushed Aluminum

Side View

2 1/4"

Side B

HED-200 Post Mount Detail

**Drawing Notes**

Date 6-2-09

Drawing Number 21757-SU-P18

Scale 1/2"=1'

System HED-200 Double Post Mount

Notes All sign components of extruded aluminum

Solvent inkjet printed graphics on White Reflective vinyl and laminated to match PMS#185c Red, PMS#Reflex Blue, PMS#109c Yellow, Black and White
Paint to match PMS#Reflex Blue, and Brushed Aluminum; see drawing for color locations

Disclosure All concepts and designs represented by this drawing are the property of Howard Industries PRIME Sign Program and may not be reproduced or used in any manner without written consent. ©Copyright 2009 Howard Industries PRIME Sign Program

Presented By

PRIME SIGN PROGRAM
Planning Resources Installation Manufacturing Execution

P18

Sign Location

P19

Sign Location

Parking Signage: HED-200 Double Post Mount

Direct Embedment, Single faced, Custom Painted Finish, Non-Illuminated, QTY:-

Top View

2 1/4"

Side A

22.54° Miter

22" VO

32"

75"

44 5/16"

33"

Custom HED-200 Double Post Mount sign system with
(1) 32" x 23-1/8" x .125" custom routed panel painted PMS#Reflex Blue

4" x 6" solvent inkjet printed graphic on White reflective vinyl, to match PMS#185c Red, PMS#Reflex Blue, and White

5-7/8" x 22" solvent inkjet printed graphic on White reflective vinyl, to match PMS#109c Yellow, Black and White

Approx. 1-1/2" White Reflective vinyl copy, Swis721BT Bold.ttf

Approx. 1/4" White Reflective vinyl rule lines

Approx. 1-1/2" White Reflective vinyl copy, Swis721BT.ttf

12" x 13" solvent inkjet printed graphic on White reflective vinyl, to match PMS#109c Yellow, PMS#Reflex Blue, and White

3" x 3" x 108" mounting post painted Brushed Aluminum, having a miter of 22.54°

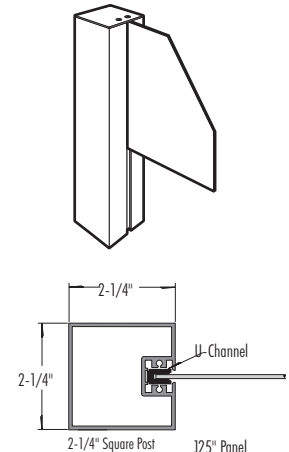
3" x 3" x 106" mounting post painted Brushed Aluminum

Side View

2 1/4"

Side B

HED-200 Post Mount Detail

**Drawing Notes**

Date 6-2-09

Drawing Number 21757-SU-P19

Scale 1/2"=1'

System HED-200 Double Post Mount

Notes All sign components of extruded aluminum

Solvent inkjet printed graphics on White Reflective vinyl and laminated to match PMS#185c Red, PMS#Reflex Blue, PMS#109c Yellow, Black and White
Paint to match PMS#Reflex Blue, and Brushed Aluminum; see drawing for color locations

Disclosure All concepts and designs represented by this drawing are the property of Howard Industries PRIME Sign Program and may not be reproduced or used in any manner without written consent. ©Copyright 2009 Howard Industries PRIME Sign Program

Presented By

PRIME SIGN PROGRAM
Planning Resources Installation Manufacturing Execution

P19

Sign Location

P20

Sign Location

Parking Signage: HED-200 Double Post Mount

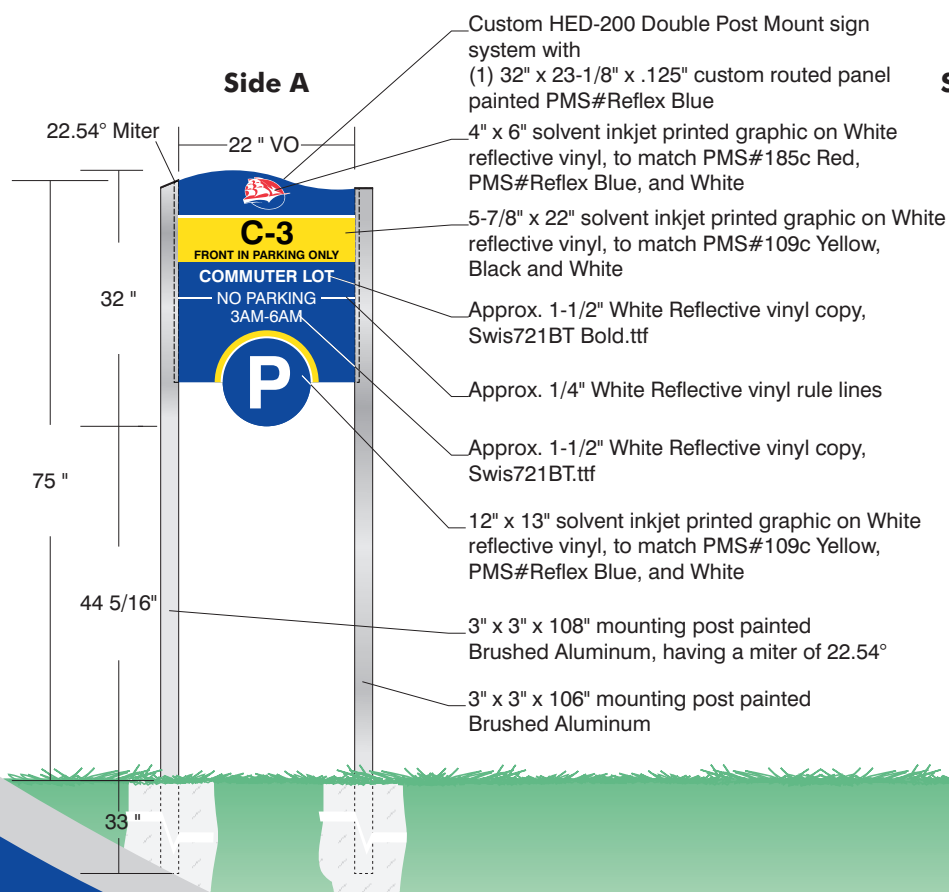
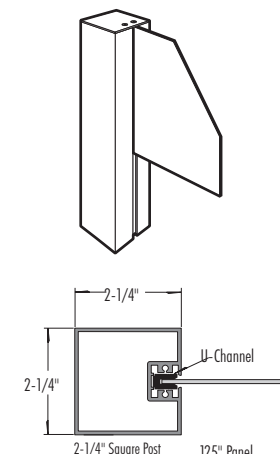
Direct Embedment, Single faced, Custom Painted Finish, Non-Illuminated, QTY:-

Top View

2 1/4"

Side A**Side View****Side B**

HED-200 Post Mount Detail

**Drawing Notes**

Date 6-2-09

Drawing Number 21757-SU-P20

Scale 1/2"=1'

System HED-200 Double Post Mount

Notes All sign components of extruded aluminum

Solvent inkjet printed graphics on White Reflective vinyl and laminated to match PMS#185c Red, PMS#Reflex Blue, PMS#109c Yellow, Black and White

Paint to match PMS#Reflex Blue, and Brushed Aluminum; see drawing for color locations

Disclosure All concepts and designs represented by this drawing are the property of Howard Industries PRIME Sign Program and may not be reproduced or used in any manner without written consent. ©Copyright 2009 Howard Industries PRIME Sign Program

Presented By

PRIME SIGN PROGRAM
Planning Resources Installation Manufacturing Execution

P20

Sign Location

P21

Sign Location

Parking Signage: HED-200 Double Post Mount

Direct Embedment, Single faced, Custom Painted Finish, Non-Illuminated, QTY:-

Top View

2 1/4"

Side A

22.54° Miter

22" VO

32"

75"

44 5/16"

33"

Custom HED-200 Double Post Mount sign system with
(1) 32" x 23-1/8" x .125" custom routed panel painted PMS#Reflex Blue

4" x 6" solvent inkjet printed graphic on White reflective vinyl, to match PMS#185c Red, PMS#Reflex Blue, and White

5-7/8" x 22" solvent inkjet printed graphic on White reflective vinyl, to match PMS#109c Yellow, Black and White

Approx. 1-1/2" White Reflective vinyl copy, Swis721BT Bold.ttf

Approx. 1/4" White Reflective vinyl rule lines

Approx. 1-1/2" White Reflective vinyl copy, Swis721BT.ttf

12" x 13" solvent inkjet printed graphic on White reflective vinyl, to match PMS#109c Yellow, PMS#Reflex Blue, and White

3" x 3" x 108" mounting post painted Brushed Aluminum, having a miter of 22.54°

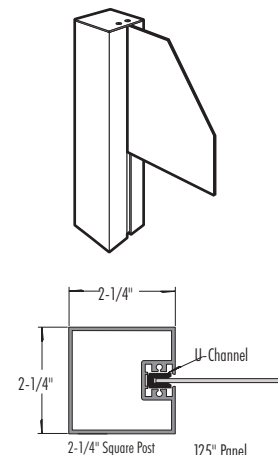
3" x 3" x 106" mounting post painted Brushed Aluminum

Side View

2 1/4"

Side B

HED-200 Post Mount Detail

**Drawing Notes**

Date 6-2-09

Drawing Number 21757-SU-P21

Scale 1/2"=1'

System HED-200 Double Post Mount

Notes All sign components of extruded aluminum

Solvent inkjet printed graphics on White Reflective vinyl and laminated to match PMS#185c Red, PMS#Reflex Blue, PMS#109c Yellow, Black and White
Paint to match PMS#Reflex Blue, and Brushed Aluminum; see drawing for color locations

Disclosure All concepts and designs represented by this drawing are the property of Howard Industries PRIME Sign Program and may not be reproduced or used in any manner without written consent. ©Copyright 2009 Howard Industries PRIME Sign Program

Presented By

PRIME SIGN PROGRAM
Planning Resources Installation Manufacturing Execution

P21

Sign Location

P22

Sign Location

Parking Signage: HED-200 Double Post Mount

Direct Embedment, Single faced, Custom Painted Finish, Non-Illuminated, QTY:-

Top View

2 1/4"

Side A

22.54° Miter

22" VO

32"

75"

44 5/16"

33"

Custom HED-200 Double Post Mount sign system with
(1) 32" x 23-1/8" x .125" custom routed panel painted PMS#Reflex Blue

4" x 6" solvent inkjet printed graphic on White reflective vinyl, to match PMS#185c Red, PMS#Reflex Blue, and White

5-7/8" x 22" solvent inkjet printed graphic on White reflective vinyl, to match PMS#109c Yellow, Black and White

Approx. 1-1/2" White Reflective vinyl copy, Swis721BT Bold.ttf

Approx. 1/4" White Reflective vinyl rule lines

Approx. 1-1/2" White Reflective vinyl copy, Swis721BT.ttf

12" x 13" solvent inkjet printed graphic on White reflective vinyl, to match PMS#109c Yellow, PMS#Reflex Blue, and White

3" x 3" x 108" mounting post painted Brushed Aluminum, having a miter of 22.54°

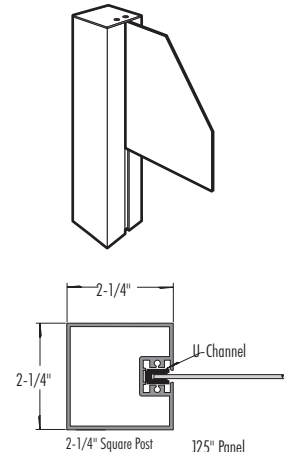
3" x 3" x 106" mounting post painted Brushed Aluminum

Side View

2 1/4"

Side B

HED-200 Post Mount Detail

**Drawing Notes**

Date 6-2-09

Drawing Number 21757-SU-P22

Scale 1/2"=1'

System HED-200 Double Post Mount

Notes All sign components of extruded aluminum

Solvent inkjet printed graphics on White Reflective vinyl and laminated to match PMS#185c Red, PMS#Reflex Blue, PMS#109c Yellow, Black and White
Paint to match PMS#Reflex Blue, and Brushed Aluminum; see drawing for color locations

Disclosure All concepts and designs represented by this drawing are the property of Howard Industries PRIME Sign Program and may not be reproduced or used in any manner without written consent. ©Copyright 2009 Howard Industries PRIME Sign Program

Presented By

PRIME SIGN PROGRAM
Planning Resources Installation Manufacturing Execution

P22

Sign Location

P23

Sign Location

Parking Signage: HED-200 Double Post Mount

Direct Embedment, Single faced, Custom Painted Finish, Non-Illuminated, QTY:-

Top View

2 1/4"

Side A

22.54° Miter

22" VO

32"

75"

44 5/16"

33"

Custom HED-200 Double Post Mount sign system with
(1) 32" x 23-1/8" x .125" custom routed panel painted PMS#Reflex Blue

4" x 6" solvent inkjet printed graphic on White reflective vinyl, to match PMS#185c Red, PMS#Reflex Blue, and White

5-7/8" x 22" solvent inkjet printed graphic on White reflective vinyl, to match PMS#109c Yellow, Black and White

Approx. 1-1/2" White Reflective vinyl copy, Swis721BT Bold.ttf

Approx. 1/4" White Reflective vinyl rule lines

Approx. 1-1/2" White Reflective vinyl copy, Swis721BT.ttf

12" x 13" solvent inkjet printed graphic on White reflective vinyl, to match PMS#109c Yellow, PMS#Reflex Blue, and White

3" x 3" x 108" mounting post painted Brushed Aluminum, having a miter of 22.54°

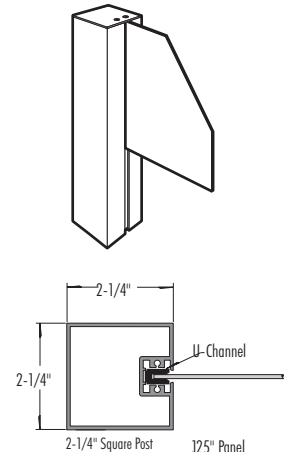
3" x 3" x 106" mounting post painted Brushed Aluminum

Side View

2 1/4"

Side B

HED-200 Post Mount Detail

**Drawing Notes**

Date 6-2-09

Drawing Number 21757-SU-P23

Scale 1/2"=1'

System HED-200 Double Post Mount

Notes All sign components of extruded aluminum

Solvent inkjet printed graphics on White Reflective vinyl and laminated to match PMS#185c Red, PMS#Reflex Blue, PMS#109c Yellow, Black and White
Paint to match PMS#Reflex Blue, and Brushed Aluminum; see drawing for color locations

Disclosure All concepts and designs represented by this drawing are the property of Howard Industries PRIME Sign Program and may not be reproduced or used in any manner without written consent. ©Copyright 2009 Howard Industries PRIME Sign Program

Presented By

PRIME SIGN PROGRAM
Planning Resources Installation Manufacturing Execution

P23

Sign Location

P24

Sign Location

Parking Signage: HED-200 Double Post Mount

Direct Embedment, Single faced, Custom Painted Finish, Non-Illuminated, QTY:-

Top View

2 1/4"

Side A

22.54° Miter

22" VO

32"

75"

44 5/16"

33"

Custom HED-200 Double Post Mount sign system with
(1) 32" x 23-1/8" x .125" custom routed panel painted PMS#Reflex Blue

4" x 6" solvent inkjet printed graphic on White reflective vinyl, to match PMS#185c Red, PMS#Reflex Blue, and White

5-7/8" x 22" solvent inkjet printed graphic on White reflective vinyl, to match PMS#109c Yellow, Black and White

Approx. 1-1/2" White Reflective vinyl copy, Swis721BT Bold.ttf

Approx. 1/4" White Reflective vinyl rule lines

Approx. 1-1/2" White Reflective vinyl copy, Swis721BT.ttf

12" x 13" solvent inkjet printed graphic on White reflective vinyl, to match PMS#109c Yellow, PMS#Reflex Blue, and White

3" x 3" x 108" mounting post painted Brushed Aluminum, having a miter of 22.54°

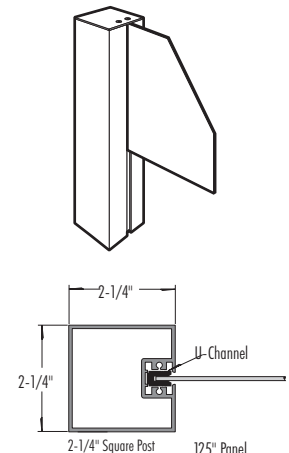
3" x 3" x 106" mounting post painted Brushed Aluminum

Side View

2 1/4"

Side B

HED-200 Post Mount Detail

**Drawing Notes**

Date 6-2-09

Drawing Number 21757-SU-P24

Scale 1/2"=1'

System HED-200 Double Post Mount

Notes All sign components of extruded aluminum

Solvent inkjet printed graphics on White Reflective vinyl and laminated to match PMS#185c Red, PMS#Reflex Blue, PMS#109c Yellow, Black and White
Paint to match PMS#Reflex Blue, and Brushed Aluminum; see drawing for color locations

Disclosure All concepts and designs represented by this drawing are the property of Howard Industries PRIME Sign Program and may not be reproduced or used in any manner without written consent. ©Copyright 2009 Howard Industries PRIME Sign Program

Presented By

PRIME SIGN PROGRAM
Planning Resources Installation Manufacturing Execution

P24

Sign Location

P25

Sign Location

Parking Signage: HED-200 Double Post Mount

Direct Embedment, Single faced, Custom Painted Finish, Non-Illuminated, QTY:-

Top View

2 1/4"

Side A

22.54° Miter

22" VO

32"

75"

44 5/16"

33"

Custom HED-200 Double Post Mount sign system with
(1) 32" x 23-1/8" x .125" custom routed panel painted PMS#Reflex Blue

4" x 6" solvent inkjet printed graphic on White reflective vinyl, to match PMS#185c Red, PMS#Reflex Blue, and White

5-7/8" x 22" solvent inkjet printed graphic on White reflective vinyl, to match PMS#109c Yellow, Black and White

Approx. 1-1/2" White Reflective vinyl copy, Swis721BT Bold.ttf

Approx. 1/4" White Reflective vinyl rule lines

Approx. 1-1/2" White Reflective vinyl copy, Swis721BT.ttf

12" x 13" solvent inkjet printed graphic on White reflective vinyl, to match PMS#109c Yellow, PMS#Reflex Blue, and White

3" x 3" x 108" mounting post painted Brushed Aluminum, having a miter of 22.54°

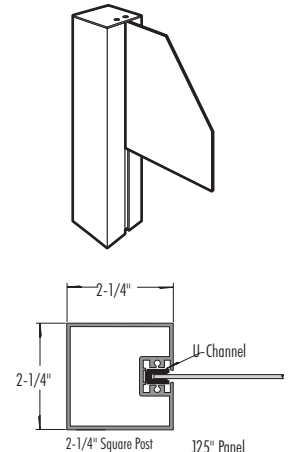
3" x 3" x 106" mounting post painted Brushed Aluminum

Side View

2 1/4"

Side B

HED-200 Post Mount Detail

**Drawing Notes**

Date 6-2-09

Drawing Number 21757-SU-P25

Scale 1/2"=1'

System HED-200 Double Post Mount

Notes All sign components of extruded aluminum

Solvent inkjet printed graphics on White Reflective vinyl and laminated to match PMS#185c Red, PMS#Reflex Blue, PMS#109c Yellow, Black and White
Paint to match PMS#Reflex Blue, and Brushed Aluminum; see drawing for color locations

Disclosure All concepts and designs represented by this drawing are the property of Howard Industries PRIME Sign Program and may not be reproduced or used in any manner without written consent. ©Copyright 2009 Howard Industries PRIME Sign Program

Presented By

PRIME SIGN PROGRAM
Planning Resources Installation Manufacturing Execution

P25

Sign Location

P26

Sign Location

Parking Signage: HED-200 Double Post Mount

Direct Embedment, Single faced, Custom Painted Finish, Non-Illuminated, QTY:-

Top View

2 1/4"

Side A

22.54° Miter

22" VO

32"

75"

44 5/16"

33"

Custom HED-200 Double Post Mount sign system with
(1) 32" x 23-1/8" x .125" custom routed panel painted PMS#Reflex Blue

4" x 6" solvent inkjet printed graphic on White reflective vinyl, to match PMS#185c Red, PMS#Reflex Blue, and White

5-7/8" x 22" solvent inkjet printed graphic on White reflective vinyl, to match PMS#109c Yellow, Black and White

Approx. 1-1/2" White Reflective vinyl copy, Swis721BT Bold.ttf

Approx. 1/4" White Reflective vinyl rule lines

Approx. 1-1/2" White Reflective vinyl copy, Swis721BT.ttf

12" x 13" solvent inkjet printed graphic on White reflective vinyl, to match PMS#109c Yellow, PMS#Reflex Blue, and White

3" x 3" x 108" mounting post painted Brushed Aluminum, having a miter of 22.54°

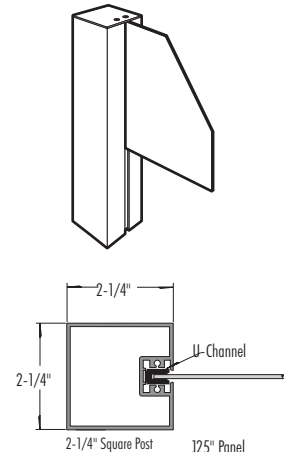
3" x 3" x 106" mounting post painted Brushed Aluminum

Side View

2 1/4"

Side B

HED-200 Post Mount Detail

**Drawing Notes**

Date 6-2-09

Drawing Number 21757-SU-P26

Scale 1/2"=1'

System HED-200 Double Post Mount

Notes All sign components of extruded aluminum

Solvent inkjet printed graphics on White Reflective vinyl and laminated to match PMS#185c Red, PMS#Reflex Blue, PMS#109c Yellow, Black and White
Paint to match PMS#Reflex Blue, and Brushed Aluminum; see drawing for color locations

Disclosure All concepts and designs represented by this drawing are the property of Howard Industries PRIME Sign Program and may not be reproduced or used in any manner without written consent. ©Copyright 2009 Howard Industries PRIME Sign Program

Presented By

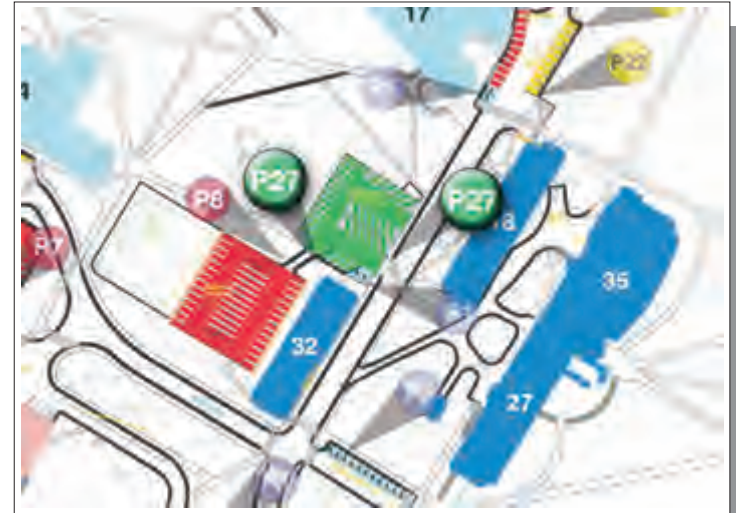
PRIME SIGN PROGRAM
Planning Resources Installation Manufacturing Execution

P26

Sign Location



Proposed Signage Area



Sign Location **P27**



Existing Sign Location

P27

Sign Location

Parking Signage: HED-200 Double Post Mount

Direct Embedment, Single faced, Custom Painted Finish, Non-Illuminated, QTY:-

Top View

2 1/4"

Side A

22.54° Miter

22" VO

30"

73"

44 5/16"

35"

Custom HED-200 Double Post Mount sign system with
(1) 30" x 23-1/8" x .125" custom routed panel painted PMS#Reflex Blue

4" x 6" solvent inkjet printed graphic on White reflective vinyl, to match PMS#185c Red, PMS#Reflex Blue, and White

5-7/8" x 22" solvent inkjet printed graphic on White reflective vinyl, to match PMS#347c Green and White

Approx. 1-1/2" White Reflective vinyl copy, Swis721BT Bold.ttf

12" x 13" solvent inkjet printed graphic on White reflective vinyl, to match PMS#347c Green, PMS#Reflex Blue, and White

3" x 3" x 108" mounting post painted Brushed Aluminum, having a miter of 22.54°

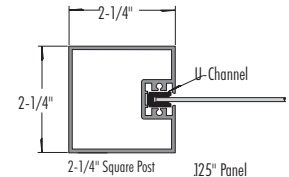
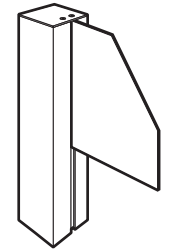
3" x 3" x 106" mounting post painted Brushed Aluminum

Side View

2 1/4"

Side B

HED-200 Post Mount Detail

**Drawing Notes**

Date 6-2-09

Drawing Number 21757-SU-P27

Scale 1/2"=1'

System HED-200 Double Post Mount

Notes All sign components of extruded aluminum

Solvent inkjet printed graphics on White Reflective vinyl and laminated to match PMS#185c Red, PMS#Reflex Blue, PMS#347c Green and White

Paint to match PMS#Reflex Blue, and Brushed Aluminum; see drawing for color locations

Disclosure All concepts and designs represented by this drawing are the property of Howard Industries PRIME Sign Program and may not be reproduced or used in any manner without written consent. ©Copyright 2009 Howard Industries PRIME Sign Program

Presented By

PRIME SIGN PROGRAM
Planning Resources Installation Manufacturing Execution

P27

Sign Location

P28

Sign Location

Parking Signage: HED-200 Double Post Mount

Direct Embedment, Single faced, Custom Painted Finish, Non-Illuminated, QTY:-

Top View

2 1/4"

Side A

22.54° Miter

22" VO

30"

73"

44 5/16"

35"

Custom HED-200 Double Post Mount sign system with
(1) 30" x 23-1/8" x .125" custom routed panel painted PMS#Reflex Blue

4" x 6" solvent inkjet printed graphic on White reflective vinyl, to match PMS#185c Red, PMS#Reflex Blue, and White

5-7/8" x 22" solvent inkjet printed graphic on White reflective vinyl, to match PMS#347c Green and White

Approx. 1-1/2" White Reflective vinyl copy, Swis721BT Bold.ttf

12" x 13" solvent inkjet printed graphic on White reflective vinyl, to match PMS#347c Green, PMS#Reflex Blue, and White

3" x 3" x 108" mounting post painted Brushed Aluminum, having a miter of 22.54°

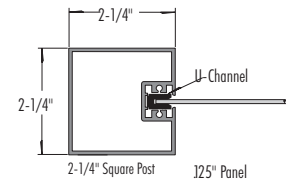
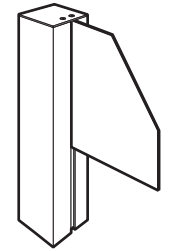
3" x 3" x 106" mounting post painted Brushed Aluminum

Side View

2 1/4"

Side B

HED-200 Post Mount Detail

**Drawing Notes**

Date 6-2-09

Drawing Number 21757-SU-P28

Scale 1/2"=1'

System HED-200 Double Post Mount

Notes All sign components of extruded aluminum

Solvent inkjet printed graphics on White Reflective vinyl and laminated to match PMS#185c Red, PMS#Reflex Blue, PMS#347c Green and White

Paint to match PMS#Reflex Blue, and Brushed Aluminum; see drawing for color locations

Disclosure All concepts and designs represented by this drawing are the property of Howard Industries PRIME Sign Program and may not be reproduced or used in any manner without written consent. ©Copyright 2009 Howard Industries PRIME Sign Program

Presented By

PRIME SIGN PROGRAM
Planning Resources Installation Manufacturing Execution

P28

Sign Location

P29

Sign Location

Parking Signage: HED-200 Double Post Mount

Direct Embedment, Single faced, Custom Painted Finish, Non-Illuminated, QTY:-

Top View

2 1/4"

Side A

22.54° Miter

22" VO

30"

73"

44 5/16"

35"

Custom HED-200 Double Post Mount sign system with
(1) 30" x 23-1/8" x .125" custom routed panel painted PMS#Reflex Blue

4" x 6" solvent inkjet printed graphic on White reflective vinyl, to match PMS#185c Red, PMS#Reflex Blue, and White

5-7/8" x 22" solvent inkjet printed graphic on White reflective vinyl, to match PMS#347c Green and White

Approx. 1-1/2" White Reflective vinyl copy, Swis721BT Bold.ttf

12" x 13" solvent inkjet printed graphic on White reflective vinyl, to match PMS#347c Green, PMS#Reflex Blue, and White

3" x 3" x 108" mounting post painted Brushed Aluminum, having a miter of 22.54°

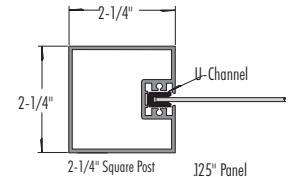
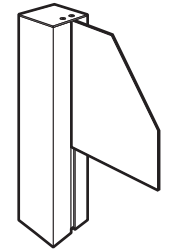
3" x 3" x 106" mounting post painted Brushed Aluminum

Side View

2 1/4"

Side B

HED-200 Post Mount Detail

**Drawing Notes**

Date 6-2-09

Drawing Number 21757-SU-P29

Scale 1/2"=1'

System HED-200 Double Post Mount

Notes All sign components of extruded aluminum

Solvent inkjet printed graphics on White Reflective vinyl and laminated to match PMS#185c Red, PMS#Reflex Blue, PMS#347c Green and White

Paint to match PMS#Reflex Blue, and Brushed Aluminum; see drawing for color locations

Disclosure All concepts and designs represented by this drawing are the property of Howard Industries PRIME Sign Program and may not be reproduced or used in any manner without written consent. ©Copyright 2009 Howard Industries PRIME Sign Program

Presented By

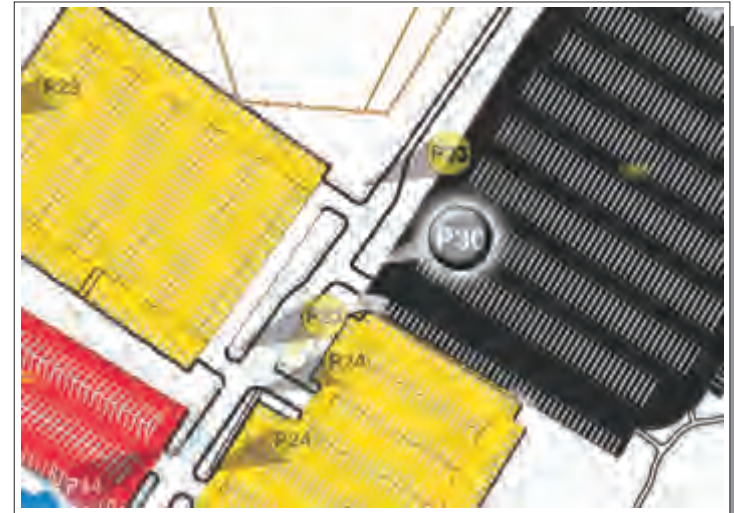
PRIME SIGN PROGRAM
Planning Resources Installation Manufacturing Execution

P29

Sign Location



Proposed Signage Area



Sign Location P30



Existing Sign Location

P30

Sign Location

Parking Signage: HED-200 Double Post Mount

Direct Embedment, Single faced, Custom Painted Finish, Non-Illuminated, QTY:-

Top View

2 1/4"

Side A

22.54° Miter

22" VO

30"

73"

44 5/16"

35"

Custom HED-200 Double Post Mount sign system with
(1) 30" x 23-1/8" x .125" custom routed panel painted PMS#Reflex Blue

4" x 6" solvent inkjet printed graphic on White reflective vinyl, to match PMS#185c Red, PMS#Reflex Blue, and White

5-7/8" x 22" solvent inkjet printed graphic on White reflective vinyl, to match Black and White

Approx. 1-1/2" White Reflective vinyl copy, Swis721BT Bold.ttf

12" x 13" solvent inkjet printed graphic on White reflective vinyl, to match Black, PMS#Reflex Blue, and White

3" x 3" x 108" mounting post painted Brushed Aluminum, having a miter of 22.54°

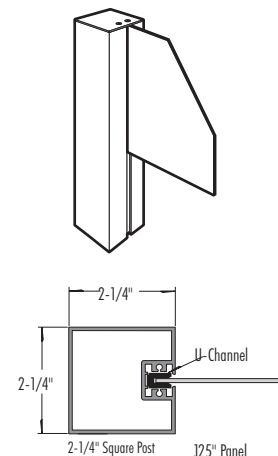
3" x 3" x 106" mounting post painted Brushed Aluminum

Side View

2 1/4"

Side B

HED-200 Post Mount Detail

**Drawing Notes**

Date 6-2-09

Drawing Number 21757-SU-P30

Scale 1/2"=1'

System HED-200 Double Post Mount

Notes: All sign components of extruded aluminum

Solvent inkjet printed graphics on White Reflective vinyl and laminated to match PMS#185c Red, PMS#Reflex Blue, Black and White

Paint to match PMS#Reflex Blue, and Brushed Aluminum; see drawing for color locations

Disclosure: All concepts and designs represented by this drawing are the property of Howard Industries PRIME Sign Program and may not be reproduced or used in any manner without written consent. ©Copyright 2009 Howard Industries PRIME Sign Program

Presented By

PRIME SIGN PROGRAM
Planning Resources Installation Manufacturing Execution

P30

Sign Location

P31

Sign Location

Parking Signage: HED-200 Double Post Mount

Direct Embedment, Single faced, Custom Painted Finish, Non-Illuminated, QTY:-

Top View

2 1/4"

Side A

22.54° Miter

22" VO

30"

73"

44 5/16"

35"

Custom HED-200 Double Post Mount sign system with
(1) 30" x 23-1/8" x .125" custom routed panel painted PMS#Reflex Blue

4" x 6" solvent inkjet printed graphic on White reflective vinyl, to match PMS#185c Red, PMS#Reflex Blue, and White

5-7/8" x 22" solvent inkjet printed graphic on White reflective vinyl, to match Black and White

Approx. 1-1/2" White Reflective vinyl copy, Swis721BT Bold.ttf

12" x 13" solvent inkjet printed graphic on White reflective vinyl, to match Black, PMS#Reflex Blue, and White

3" x 3" x 108" mounting post painted Brushed Aluminum, having a miter of 22.54°

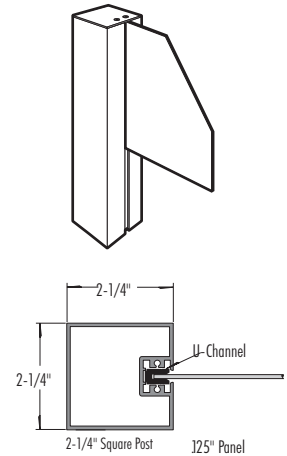
3" x 3" x 106" mounting post painted Brushed Aluminum

Side View

2 1/4"

Side B

HED-200 Post Mount Detail

**Drawing Notes**

Date 6-2-09

Drawing Number 21757-SU-P31

Scale 1/2"=1'

System HED-200 Double Post Mount

Notes: All sign components of extruded aluminum
Solvent inkjet printed graphics on White Reflective vinyl and laminated to match PMS#185c Red, PMS#Reflex Blue, Black and White
Paint to match PMS#Reflex Blue, and Brushed Aluminum; see drawing for color locations

Disclosure: All concepts and designs represented by this drawing are the property of Howard Industries PRIME Sign Program and may not be reproduced or used in any manner without written consent. ©Copyright 2009 Howard Industries PRIME Sign Program

Presented By

PRIME SIGN PROGRAM
Planning Resources Installation Manufacturing Execution

P31

Sign Location



Proposed Signage Area



Sign Location **P32**



Existing Sign Location

P32

Sign Location

Parking Signage: HED-200 Double Post Mount

Direct Embedment, Single faced, Custom Painted Finish, Non-Illuminated, QTY:-

Top View

2 1/4"

Side A

22.54° Miter

22" VO

32"

75"

44 5/16"

33"

Custom HED-200 Double Post Mount sign system with
(1) 32" x 23-1/8" x .125" custom routed panel painted PMS#Reflex Blue

4" x 6" solvent inkjet printed graphic on White reflective vinyl, to match PMS#185c Red, PMS#Reflex Blue, and White

5-7/8" x 22" solvent inkjet printed graphic on White reflective vinyl, to match PMS#299c Light Blue and White

Approx. 1-1/2" White Reflective vinyl copy, Swis721BT Bold.ttf

Approx. 1/4" White Reflective vinyl rule lines

Approx. 1-1/2" White Reflective vinyl copy, Swis721BT.ttf

12" x 13" solvent inkjet printed graphic on White reflective vinyl, to match PMS#299c Light Blue, PMS#Reflex Blue, and White

3" x 3" x 108" mounting post painted Brushed Aluminum, having a miter of 22.54°

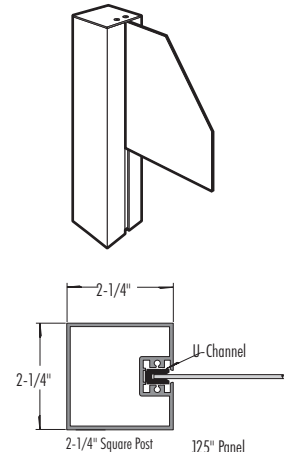
3" x 3" x 106" mounting post painted Brushed Aluminum

Side View

2 1/4"

Side B

HED-200 Post Mount Detail

**Drawing Notes**

Date 6-2-09

Drawing Number 21757-SU-P32

Scale 1/2"=1'

System HED-200 Double Post Mount

Notes All sign components of extruded aluminum

Solvent inkjet printed graphics on White Reflective vinyl and laminated to match PMS#185c Red, PMS#Reflex Blue, PMS#299c Light Blue and White

Paint to match PMS#Reflex Blue, and Brushed Aluminum; see drawing for color locations

Disclosure All concepts and designs represented by this drawing are the property of Howard Industries PRIME Sign Program and may not be reproduced or used in any manner without written consent. ©Copyright 2009 Howard Industries PRIME Sign Program

Presented By

PRIME SIGN PROGRAM
Planning Resources Installation Manufacturing Execution

P32

Sign Location



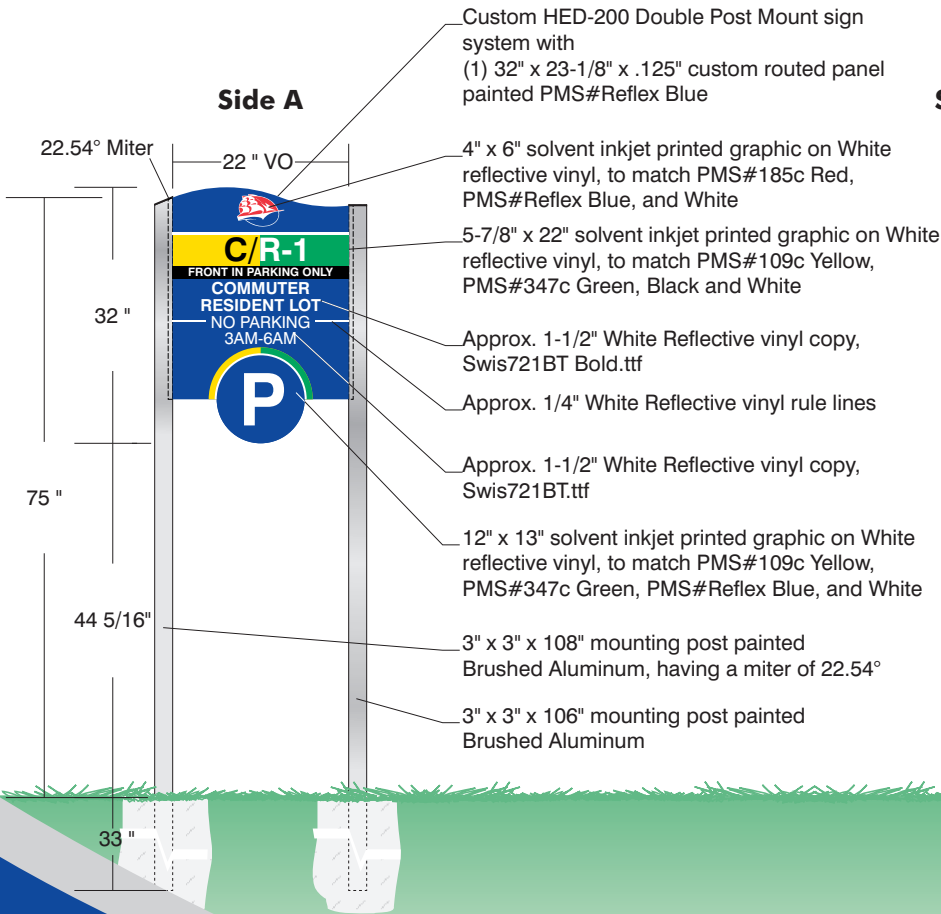
Parking Signage: HED-200 Double Post Mount

Direct Embedment, Single faced, Custom Painted Finish, Non-Illuminated, QTY:-

Top View




Side A



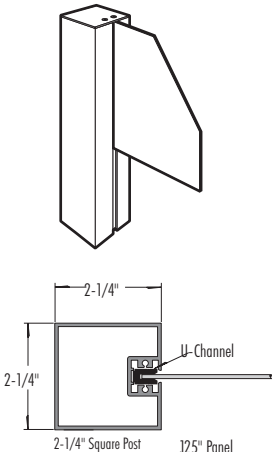
Side View



Side B



HED-200 Post Mount Detail



Drawing Notes

Date 6-2-09

Drawing Number 21757-SU-P33

Scale 1/2"=1'

System HED-200 Double Post Mount

Notes All sign components of extruded aluminum

Solvent inkjet printed graphics on White Reflective vinyl and laminated to match PMS#185c Red, PMS#Reflex Blue, PMS#109c Yellow, PMS#347c Green, Black and White. Point to match PMS#Reflex Blue, and Brushed Aluminum; see drawing for color locations

Disclosure All concepts and designs represented by this drawing are the property of Howard Industries PRIME Sign Program and may not be reproduced or used in any manner without written consent. ©Copyright 2009 Howard Industries PRIME Sign Program



P34

Sign Location

Parking Signage: HED-200 Double Post Mount

Direct Embedment, Single faced, Custom Painted Finish, Non-Illuminated, QTY:-

Top View

2 1/4"

Side A

22.54° Miter

22" VO

32"

75"

44 5/16"

33"

Custom HED-200 Double Post Mount sign system with
(1) 32" x 23-1/8" x .125" custom routed panel painted PMS#Reflex Blue

4" x 6" solvent inkjet printed graphic on White reflective vinyl, to match PMS#185c Red, PMS#Reflex Blue, and White

5-7/8" x 22" solvent inkjet printed graphic on White reflective vinyl, to match PMS#185c Red and White

Approx. 1-1/2" White Reflective vinyl copy, Swis721BT Bold.ttf

Approx. 1/4" White Reflective vinyl rule lines

Approx. 1-1/2" White Reflective vinyl copy, Swis721BT.ttf

12" x 13" solvent inkjet printed graphic on White reflective vinyl, to match PMS#185c Red, PMS#Reflex Blue, and White

3" x 3" x 108" mounting post painted Brushed Aluminum, having a miter of 22.54°

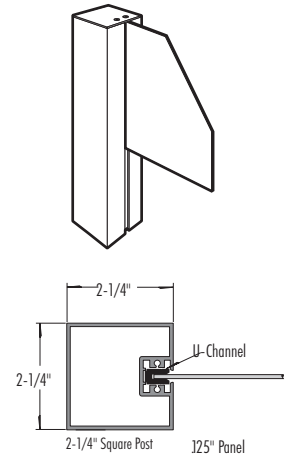
3" x 3" x 106" mounting post painted Brushed Aluminum

Side View

2 1/4"

Side B

HED-200 Post Mount Detail

**Drawing Notes**

Date 6-2-09

Drawing Number 21757-SU-P34

Scale 1/2"=1'

System HED-200 Double Post Mount

Notes All sign components of extruded aluminum

Solvent inkjet printed graphics on White Reflective vinyl and laminated to match PMS#185c Red, PMS#Reflex Blue, and White Paint to match PMS#Reflex Blue, and Brushed Aluminum; see drawing for color locations

Disclosure All concepts and designs represented by this drawing are the property of Howard Industries PRIME Sign Program and may not be reproduced or used in any manner without written consent. ©Copyright 2009 Howard Industries PRIME Sign Program

Presented By

PRIME SIGN PROGRAM
Planning Resources Installation Manufacturing Execution

P34

Sign Location

P35

Sign Location

Parking Signage: HED-200 Double Post Mount

Direct Embedment, Single faced, Custom Painted Finish, Non-Illuminated, QTY:-

Top View

2 1/4"

Side A

22.54° Miter

22" VO

32"

75"

44 5/16"

33"

Custom HED-200 Double Post Mount sign system with
(1) 32" x 23-1/8" x .125" custom routed panel painted PMS#Reflex Blue

4" x 6" solvent inkjet printed graphic on White reflective vinyl, to match PMS#185c Red, PMS#Reflex Blue, and White

5-7/8" x 22" solvent inkjet printed graphic on White reflective vinyl, to match PMS#185c Red and White

Approx. 1-1/2" White Reflective vinyl copy, Swis721BT Bold.ttf

Approx. 1/4" White Reflective vinyl rule lines

Approx. 1-1/2" White Reflective vinyl copy, Swis721BT.ttf

12" x 13" solvent inkjet printed graphic on White reflective vinyl, to match PMS#185c Red, PMS#Reflex Blue, and White

3" x 3" x 108" mounting post painted Brushed Aluminum, having a miter of 22.54°

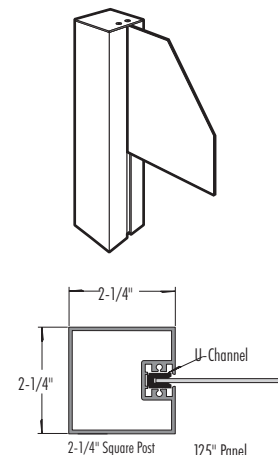
3" x 3" x 106" mounting post painted Brushed Aluminum

Side View

2 1/4"

Side B

HED-200 Post Mount Detail

**Drawing Notes**

Date 6-2-09

Drawing Number 21757-SU-P35

Scale 1/2"=1'

System HED-200 Double Post Mount

Notes: All sign components of extruded aluminum

Solvent inkjet printed graphics on White Reflective vinyl and laminated to match PMS#185c Red, PMS#Reflex Blue, and White
Paint to match PMS#Reflex Blue, and Brushed Aluminum; see drawing for color locations

Disclosure: All concepts and designs represented by this drawing are the property of Howard Industries PRIME Sign Program and may not be reproduced or used in any manner without written consent. ©Copyright 2009 Howard Industries PRIME Sign Program

Presented By

PRIME SIGN PROGRAM
Planning Resources Installation Manufacturing Execution

P35

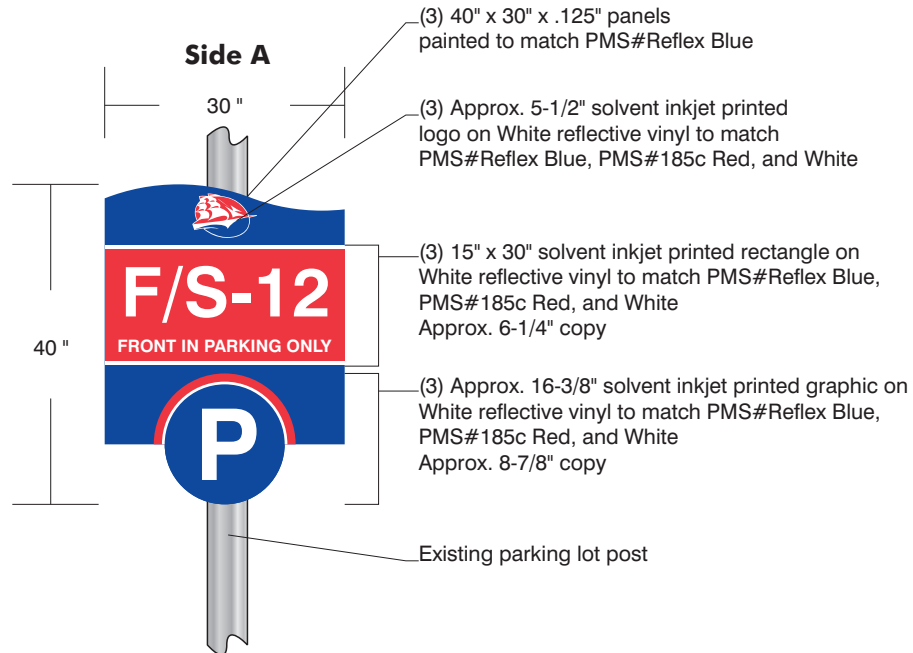
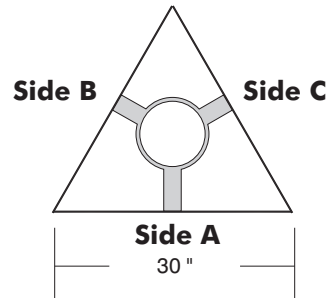
Sign Location

P36

Sign Location

Parking Signage: Custom Mounted .125" Aluminum Panels

Mounted on Existing Poles, Tri-faced, Custom Painted Finish, Non-Illuminated

Top View**Other Triangle Parking Sign Faces****Drawing Notes**

Date 6-3-09

Drawing Number 21757-SU-P36

Scale 1/2"=1'

System Custom Aluminum Panels

Notes: All sign components of extruded aluminum

Solvent inkjet printed graphics on White Reflective vinyl and laminated to match PMS#185c Red, PMS#Reflex Blue, PMS#109c Yellow, PMS#347c Green, PMS#299c Light Blue Black and White Paint to match PMS#Reflex Blue, and Brushed Aluminum; see drawing for color locations

Disclosure: All concepts and designs represented by this drawing are the property of Howard Industries PRIME Sign Program and may not be reproduced or used in any manner without written consent. ©Copyright 2009 Howard Industries PRIME Sign Program

Presented By

PRIME SIGN PROGRAM
Planning Resources Installation Manufacturing Execution

P36

Sign Location



Proposed Signage Area



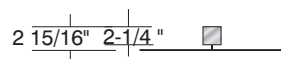
Existing Sign Location



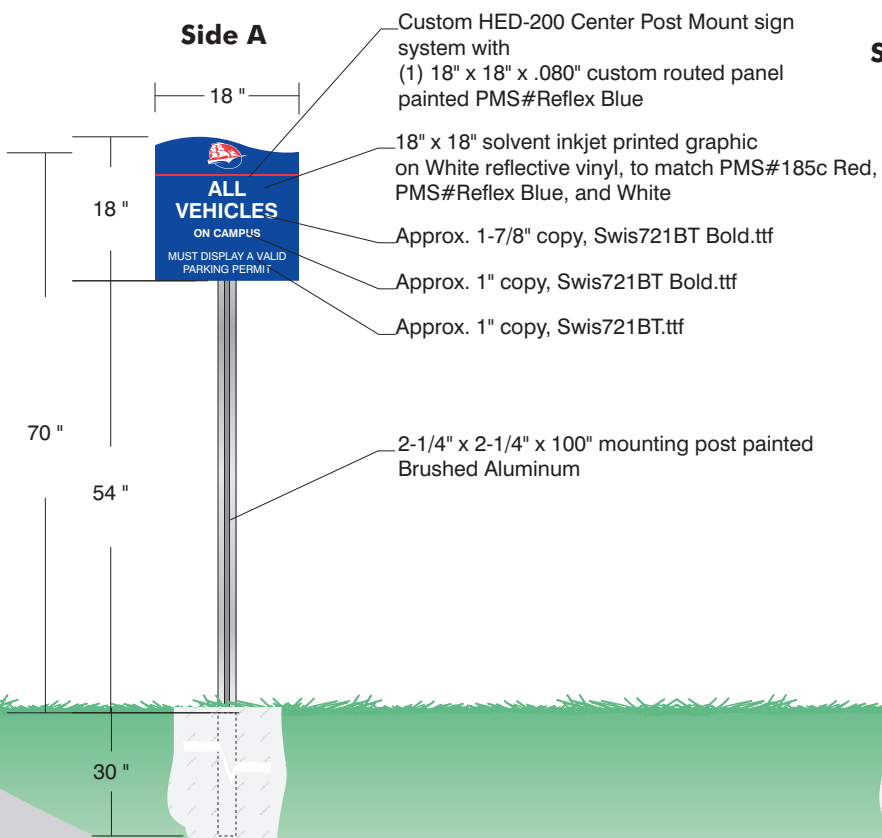
Miscellaneous Signage: HED-200 Center Post Mount

Direct Embedment, Single faced, Custom Painted Finish, Non-Illuminated

Top View



Side A



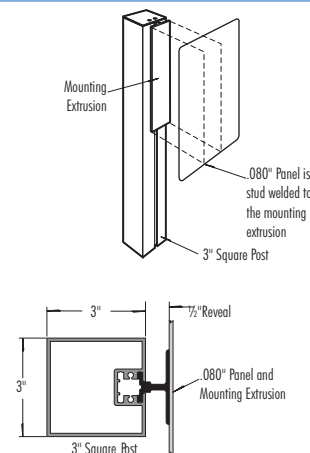
Side View



Side B



HED-200 Center Post Mount Detail



Drawing Notes

Date 6-03-09

Drawing Number 21757-SU-M2

Scale 1/2"=1'

System HED-200 Center Post Mount

Notes: All sign components of extruded aluminum
Solvent inkjet printed graphics on White Reflective vinyl and laminated to match PMS#185c Red, PMS#Reflex Blue, and White
Paint to match PMS#Reflex Blue, and Brushed Aluminum; see drawing for color locations

Disclosure: All concepts and designs represented by this drawing are the property of Howard Industries PRIME Sign Program and may not be reproduced or used in any manner without written consent. ©Copyright 2009 Howard Industries PRIME Sign Program

Presented By





Miscellaneous Signage: HED-200 Center Post Mount (Typical Page of Regulatory Signage)

Direct Embedment, Single faced, Custom Painted Finish, Non-Illuminated


Top View



Misc. 3



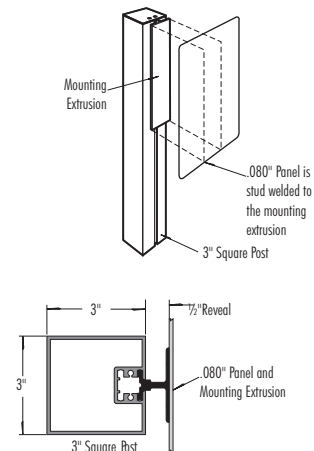
Misc. 4



Misc. 5



HED-200 Center Post Mount Detail



Drawing Notes

Date 6-03-09

Drawing Number 21757-SU-M3

Scale 1-1/2"=1'

System HED-200 Center Post Mount

Notes All sign components of extruded aluminum

Solvent inkjet printed graphics on White Reflective vinyl and laminated to match PMS#185c Red, PMS#109c Yellow, Black, PMS#Reflex Blue, and White

Paint to match PMS#Reflex Blue, and Brushed Aluminum; see drawing for color locations

Disclosure All concepts and designs represented by this drawing are the property of Howard Industries PRIME Sign Program and may not be reproduced or used in any manner without written consent. ©Copyright 2009 Howard Industries PRIME Sign Program

Presented By

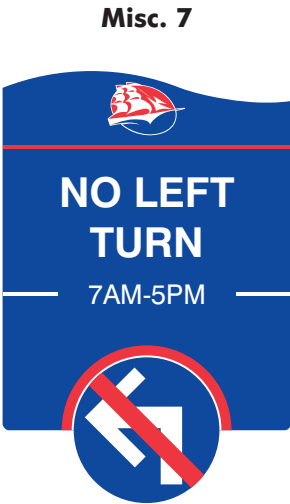
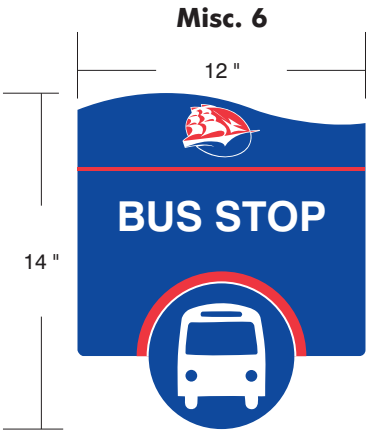
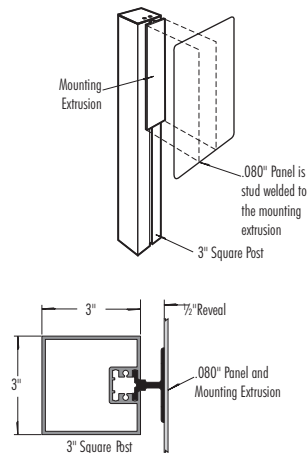




Miscellaneous Signage: HED-200 Center Post Mount (Typical Page of Regulatory Signage)

Direct Embedment, Single faced, Custom Painted Finish, Non-Illuminated

HED-200 Center Post Mount Detail



Drawing Notes

Date 6-03-09
Drawing Number 21757-SU-M3b
Scale 1-1/2"=1'
System HED-200 Center Post Mount
Notes All sign components of extruded aluminum
Solvent inkjet printed graphics on White Reflective vinyl and laminated to match PMS#185c Red, PMS#109c Yellow, Black, PMS#Reflex Blue, and White
Paint to match PMS#Reflex Blue, and Brushed Aluminum; see drawing for color locations


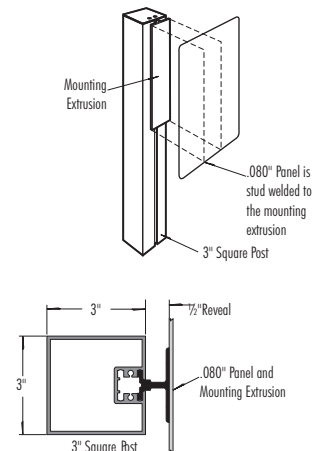




Miscellaneous Signage: HED-200 Center Post Mount (Typical Page of Regulatory Signage)

Direct Embedment, Single faced, Custom Painted Finish, Non-Illuminated

HED-200 Center Post Mount Detail



Drawing Notes

Date 6-03-09

Drawing Number 21757-SU-M3c

Scale 1-1/2"=1'

System HED-200 Center Post Mount

Notes All sign components of extruded aluminum

Solvent inkjet printed graphics on White Reflective vinyl and laminated to match PMS#185c Red, PMS#109c Yellow, Black, PMS#Reflex Blue, and White

Paint to match PMS#Reflex Blue, and Brushed Aluminum; see drawing for color locations

Disclosure All concepts and designs represented by this drawing are the property of Howard Industries PRIME Sign Program and may not be reproduced or used in any manner without written consent. ©Copyright 2009 Howard Industries PRIME Sign Program

Presented By





Shippensburg University Pricing Page

Main Identification and Electronic Signage (Rev.01-18-10)

Sign Location #	Description	Drawing #	Cost Each	Install/Remove	Total Price
1	HED P-20SR Dbl Face	21757-SU-1	\$ 16,608.00	\$ 2,492.00	\$ 19,100.00
18	HED P-20SR Dbl Face/LED	21757-SU-18	\$ 35,165.00	\$ 5,275.00	\$ 40,440.00
24	HED P-20SR Dbl Face	21757-SU-24	\$ 16,608.00	\$ 2,492.00	\$ 19,100.00
36	HED P-20SR Dbl Face/LED	21757-SU-36	\$ 35,165.00	\$ 5,275.00	\$ 40,440.00
53	HED P-20SR Dbl Face	21757-SU-53	\$ 16,608.00	\$ 2,492.00	\$ 19,100.00
				Total Cost	\$ 138,180.00

Notes:

1. Pricing does not include 10% Costars discount
2. Pricing based on "normal" soil conditions
3. Pricing does not include permit and inspections fees (if required)
4. Pricing does not include engineered drawing (if required)

Presented By





Shippensburg University Pricing Page

Directional Signage (Rev.1-18-10)

Pricing Page

Sign Location #	Description	Drawing #	Cost Each	Install/Remove	Total Price
1a	HED-225 Single Face EZ Change WB w/ Header	21757-SU-1a	\$ 6,831.00	\$ 600.00	\$ 7,431.00
1b	HED-225 Single Face EZ Change WB w/ Header	21757-SU-1b	\$ 5,534.00	\$ 525.00	\$ 6,059.00
1c	HED-225 Single Face EZ Change WB w/ Header	21757-SU-1c	\$ 6,554.00	\$ 600.00	\$ 7,154.00
1d	HED-225 Single Face EZ Change WB w/ Header	21757-SU-1d	\$ 3,981.00	\$ 450.00	\$ 4,431.00
7a	HED-225 Dbl Face EZ Change WB w / Header	21757-SU-7a	\$ 3,288.00	\$ 300.00	\$ 3,588.00
7b	HED-225 Single Face EZ Change WB w / Header	21757-SU-7b	\$ 4,037.00	\$ 350.00	\$ 4,387.00
8	HED-225 Single Face EZ Change WB w / Header	21757-SU-8	\$ 2,225.00	\$ 200.00	\$ 2,425.00
10	HED-225 Single Face EZ Change WB w / Header	21757-SU-10	\$ 1,699.00	\$ 200.00	\$ 1,899.00
13a	DSS-75 Wall Mount	21757-SU-13a	\$ 439.00	\$ 45.00	\$ 484.00
13b	HED-225 Dbl Face EZ Change WB w / Header	21757-SU-13b	\$ 2,414.00	\$ 250.00	\$ 2,664.00
14	HED-225 Dbl Face EZ Change WB w / Header	21757-SU-14	\$ 3,198.00	\$ 275.00	\$ 3,473.00
15a	HED-225 Single Face EZ Change WB w / Header	21757-SU-15a	\$ 6,205.00	\$ 600.00	\$ 6,805.00
21	HED-225 Dbl Face EZ Change WB w / Header	21757-SU-21	\$ 2,900.00	\$ 275.00	\$ 3,175.00
25	HED-225 Dbl Face EZ Change WB w / Header	21757-SU-25	\$ 3,288.00	\$ 275.00	\$ 3,563.00
30a	HED-225 Dbl Face EZ Change WB w / Header	21757-SU-30a	\$ 3,382.00	\$ 275.00	\$ 3,657.00
40a	HED-225 Dbl Face EZ Change WB w / Header	21757-SU-40a	\$ 3,382.00	\$ 275.00	\$ 3,657.00
41c	HED-225 Single Face EZ Change WB w / Header	21757-SU-41c	\$ 1,738.00	\$ 175.00	\$ 1,913.00
43	HED-225 Single Face, Tripple Post, EZ Change WB w / Header	21757-SU-43	\$ 3,382.00	\$ 300.00	\$ 3,682.00
54	HED-225 Dbl Face EZ Change WB w / Header	21757-SU-54	\$ 3,530.00	\$ 300.00	\$ 3,830.00
55	HED-225 Dbl Face EZ Change WB w / Header	21757-SU-55	\$ 2,159.00	\$ 275.00	\$ 2,434.00
M QTY:7	HED-400 Dbl Face Illuminated w / Header	21757-SU-M	\$ 3,945.00	\$ 350.00	\$ 4,295.00
				Total Cost	\$ 81,006.00

Notes:

1. Pricing does not include 10% Costars discount
2. Pricing based on "normal" soil conditions
3. Pricing does not include permit and inspections fees (if required)
4. Pricing does not include engineered drawing (if required)

Presented By





Shippensburg University Pricing Page

Building Identification Signage (Rev.01-18-10)

Pricing Page

Sign Location #	Description	Drawing #	Cost Each	Install/Remove	Total Price
2	HED-225 Dbl Face EZ Change WB w/ Header	21757-SU-2	\$ 1,631.00	\$ 160.00	\$ 1,791.00
4	HED-225 Dbl Face EZ Change WB w/ Header	21757-SU-4	\$ 1,608.00	\$ 160.00	\$ 1,768.00
5	HED-225 Dbl Face EZ Change WB w/ Header	21757-SU-5	\$ 1,608.00	\$ 160.00	\$ 1,768.00
9 QTY:2	HED-225 Single Face EZ Change WB w / Header	21757-SU-9	\$ 1,839.00	\$ 160.00	\$ 1,999.00
11	HED-225 Dbl Face EZ Change WB w / Header	21757-SU-11	\$ 1,608.00	\$ 160.00	\$ 1,768.00
12	HED-225 Single Face EZ Change WB w / Header	21757-SU-12	\$ 1,742.00	\$ 160.00	\$ 1,902.00
16	HED-225 Dbl Face EZ Change WB w / Header	21757-SU-16	\$ 1,608.00	\$ 160.00	\$ 1,768.00
17	HED-225 Dbl Face EZ Change WB w / Header	21757-SU-17	\$ 1,608.00	\$ 160.00	\$ 1,768.00
19	HED-225 Dbl Face EZ Change WB w / Header	21757-SU-19	\$ 1,608.00	\$ 160.00	\$ 1,768.00
22	HED-225 Dbl Face EZ Change WB w / Header	21757-SU-22	\$ 1,608.00	\$ 160.00	\$ 1,768.00
23	HED-225 Single Face EZ Change WB w / Header	21757-SU-23	\$ 1,742.00	\$ 160.00	\$ 1,902.00
26 QTY:2	HED-225 Dbl Face EZ Change WB w / Header	21757-SU-26	\$ 1,738.00	\$ 160.00	\$ 1,898.00
27	HED-225 Single Face EZ Change WB w / Header	21757-SU-27	\$ 1,738.00	\$ 160.00	\$ 1,898.00
28	HED-225 Dbl Face EZ Change WB w / Header	21757-SU-28	\$ 1,738.00	\$ 160.00	\$ 1,898.00
29	HED-225 Dbl Face EZ Change WB w / Header	21757-SU-29	\$ 1,738.00	\$ 160.00	\$ 1,898.00
31	HED-225 Dbl Face EZ Change WB w / Header	21757-SU-31	\$ 1,608.00	\$ 160.00	\$ 1,768.00
32	HED-225 Dbl Face EZ Change WB w / Header	21757-SU-32	\$ 1,834.00	\$ 160.00	\$ 1,994.00
BID	1" Stud Mounted Letters	21757-SU-BID	\$ 6,200.00	\$ 1,250.00	\$ 7,450.00
33	HED-225 Dbl Face EZ Change WB w / Header	21757-SU-33	\$ 1,834.00	\$ 160.00	\$ 1,994.00
34	HED-225 Dbl Face EZ Change WB w / Header	21757-SU-34	\$ 1,608.00	\$ 160.00	\$ 1,768.00
35	HED-225 Dbl Face EZ Change WB w / Header	21757-SU-35	\$ 1,608.00	\$ 160.00	\$ 1,768.00
39	HED-225 Dbl Face EZ Change WB w / Header	21757-SU-39	\$ 1,834.00	\$ 160.00	\$ 1,994.00
41	HED-225 Dbl Face EZ Change WB w / Header	21757-SU-41	\$ 1,979.00	\$ 160.00	\$ 2,139.00
42	HED-225 Dbl Face EZ Change WB w / Header	21757-SU-42	\$ 1,738.00	\$ 160.00	\$ 1,898.00

Presented By





Shippensburg University Pricing Page

Building Identification Signage (Rev.01-18-10)

Sign Location #	Description	Drawing #	Cost Each	Install/Remove	Total Price
45	HED-225 Dbl Face EZ Change WB w / Header	21757-SU-45	\$ 1,979.00	\$ 160.00	\$ 2,139.00
46	HED-225 Dbl Face EZ Change WB w / Header	21757-SU-46	\$ 1,979.00	\$ 160.00	\$ 2,139.00
48	HED-225 Dbl Face EZ Change WB w / Header	21757-SU-48	\$ 1,840.00	\$ 160.00	\$ 2,000.00
49	HED-225 Dbl Face EZ Change WB w / Header	21757-SU-49	\$ 1,840.00	\$ 160.00	\$ 2,000.00
50	HED-225 Dbl Face EZ Change WB w / Header	21757-SU-50	\$ 1,840.00	\$ 160.00	\$ 2,000.00
51	HED-225 Dbl Face EZ Change WB w / Header	21757-SU-51	\$ 2,366.00	\$ 160.00	\$ 2,526.00
54a	HED-225 Single Face EZ Change WB w / Header	21757-SU-54a	\$ 2,283.00	\$ 160.00	\$ 2,443.00
				Total Cost	\$ 65,582.00

Pricing Page

Presented By





Shippensburg University Pricing Page

Parking Signage (Rev.01-18-10)

Pricing Page

Sign Location #	Description	Drawing #	Cost Each	Install/Remove	Total Price
P1	HED-200 Single Face Center Post Mount	21757-SU-P1	\$ 427.00	\$ 64.00	\$ 491.00
P2	HED-200 Single Face Dbl Post Mount	21757-SU-P2	\$ 849.00	\$ 125.00	\$ 974.00
P3	HED-200 Single Face Dbl Post Mount	21757-SU-P3	\$ 849.00	\$ 125.00	\$ 974.00
P4	HED-200 Single Face Dbl Post Mount	21757-SU-P4	\$ 849.00	\$ 125.00	\$ 974.00
P5	HED-200 Single Face Dbl Post Mount	21757-SU-P5	\$ 849.00	\$ 125.00	\$ 974.00
P6	HED-200 Single Face Dbl Post Mount	21757-SU-P6	\$ 849.00	\$ 125.00	\$ 974.00
P7	HED-200 Single Face Dbl Post Mount	21757-SU-P7	\$ 849.00	\$ 125.00	\$ 974.00
P8	HED-200 Single Face Dbl Post Mount	21757-SU-P8	\$ 849.00	\$ 125.00	\$ 974.00
P9	HED-200 Single Face Dbl Post Mount	21757-SU-P9	\$ 849.00	\$ 125.00	\$ 974.00
P10	HED-200 Single Face Dbl Post Mount	21757-SU-P10	\$ 849.00	\$ 125.00	\$ 974.00
P11	HED-200 Single Face Dbl Post Mount	21757-SU-P11	\$ 863.00	\$ 125.00	\$ 988.00
P12	HED-200 Single Face Dbl Post Mount	21757-SU-P12	\$ 849.00	\$ 125.00	\$ 974.00
P13	HED-200 Single Face Dbl Post Mount	21757-SU-P13	\$ 849.00	\$ 125.00	\$ 974.00
P14	HED-200 Single Face Dbl Post Mount	21757-SU-P14	\$ 849.00	\$ 125.00	\$ 974.00
P15	HED-200 Single Face Dbl Post Mount	21757-SU-P15	\$ 849.00	\$ 125.00	\$ 974.00
P16	HED-200 Single Face Dbl Post Mount	21757-SU-P16	\$ 849.00	\$ 125.00	\$ 974.00
P17	HED-200 Single Face Dbl Post Mount	21757-SU-P17	\$ 849.00	\$ 125.00	\$ 974.00
P18	HED-200 Single Face Dbl Post Mount	21757-SU-P18	\$ 849.00	\$ 125.00	\$ 974.00
P19	HED-200 Single Face Dbl Post Mount	21757-SU-P19	\$ 849.00	\$ 125.00	\$ 974.00
P20	HED-200 Single Face Dbl Post Mount	21757-SU-P20	\$ 849.00	\$ 125.00	\$ 974.00
P21	HED-200 Single Face Dbl Post Mount	21757-SU-P21	\$ 849.00	\$ 125.00	\$ 974.00
P22	HED-200 Single Face Dbl Post Mount	21757-SU-P22	\$ 849.00	\$ 125.00	\$ 974.00
P23	HED-200 Single Face Dbl Post Mount	21757-SU-P23	\$ 849.00	\$ 125.00	\$ 974.00
P24	HED-200 Single Face Dbl Post Mount	21757-SU-P24	\$ 849.00	\$ 125.00	\$ 974.00

Presented By





Shippensburg University Pricing Page

Parking Signage (Rev.01-18-10)

Sign Location #	Description	Drawing #	Cost Each	Install/Remove	Total Price
P25	HED-200 Single Face Dbl Post Mount	21757-SU-P25	\$ 849.00	\$ 125.00	\$ 974.00
P26	HED-200 Single Face Dbl Post Mount	21757-SU-P26	\$ 849.00	\$ 125.00	\$ 974.00
P27	HED-200 Single Face Dbl Post Mount	21757-SU-P27	\$ 819.00	\$ 125.00	\$ 944.00
P28	HED-200 Single Face Dbl Post Mount	21757-SU-P28	\$ 819.00	\$ 125.00	\$ 944.00
P29	HED-200 Single Face Dbl Post Mount	21757-SU-P29	\$ 819.00	\$ 125.00	\$ 944.00
P30	HED-200 Single Face Dbl Post Mount	21757-SU-P30	\$ 819.00	\$ 125.00	\$ 944.00
P31	HED-200 Single Face Dbl Post Mount	21757-SU-P31	\$ 819.00	\$ 125.00	\$ 944.00
P32	HED-200 Single Face Dbl Post Mount	21757-SU-P32	\$ 849.00	\$ 125.00	\$ 974.00
P33	HED-200 Single Face Dbl Post Mount	21757-SU-P33	\$ 849.00	\$ 125.00	\$ 974.00
P34	HED-200 Single Face Dbl Post Mount	21757-SU-P34	\$ 849.00	\$ 125.00	\$ 974.00
P35	HED-200 Single Face Dbl Post Mount	21757-SU-P35	\$ 849.00	\$ 125.00	\$ 974.00
P36	Custom Mounted .125 Trl-Face	21757-SU-P36	\$ 1,374.00	\$ 206.00	\$ 1,580.00
				Total Cost	\$ 35,051.00

Notes:

1. Pricing does not include 10% Costars discount
2. Pricing based on "normal" soil conditions
3. Pricing does not include permit and inspections fees (if required)
4. Pricing does not include engineered drawing (if required)

Presented By





Shippensburg University Pricing Page

Miscellaneous Signage (Rev.01-18-10)

Pricing Page

Sign Location #	Description	Drawing #	Cost Each	Install/Remove	Total Price
M2	HED-200 Single Face Center Post Mount	21757-SU-M2	\$ 453.00	\$ 60.00	\$ 513.00
M3	HED-200 Single Face Center Post Mount	21757-SU-M3	\$ 422.00	\$ 60.00	\$ 482.00
M4	HED-200 Single Face Center Post Mount	21757-SU-M3	\$ 425.00	\$ 60.00	\$ 485.00
M5	HED-200 Single Face Center Post Mount	21757-SU-M3	\$ 455.00	\$ 60.00	\$ 515.00
M6	HED-200 Single Face Center Post Mount	21757-SU-M3b	\$ 435.00	\$ 60.00	\$ 495.00
M7	HED-200 Single Face Center Post Mount	21757-SU-M3b	\$ 453.00	\$ 60.00	\$ 513.00
M8	HED-200 Single Face Center Post Mount	21757-SU-M3b	\$ 453.00	\$ 60.00	\$ 513.00
M9	HED-200 Single Face Center Post Mount	21757-SU-M3b	\$ 453.00	\$ 60.00	\$ 513.00
M10	HED-200 Single Face Center Post Mount	21757-SU-M3b	\$ 453.00	\$ 60.00	\$ 513.00
M11	HED-200 Single Face Center Post Mount	21757-SU-M3c	\$ 435.00	\$ 60.00	\$ 495.00
M12	HED-200 Single Face Center Post Mount	21757-SU-M3c	\$ 435.00	\$ 60.00	\$ 495.00
M13	HED-200 Single Face Center Post Mount	21757-SU-M3c	\$ 453.00	\$ 60.00	\$ 513.00
M14	HED-200 Single Face Center Post Mount	21757-SU-M3c	\$ 453.00	\$ 60.00	\$ 513.00
M15	HED-200 Single Face Center Post Mount	21757-SU-M3c	\$ 453.00	\$ 60.00	\$ 513.00
				Total Cost	\$ 7,071.00

Notes:

1. Pricing does not include 10% Costars discount
2. Pricing based on "normal" soil conditions
3. Pricing does not include permit and inspections fees (if required)
4. Pricing does not include engineered drawing (if required)

Presented By

