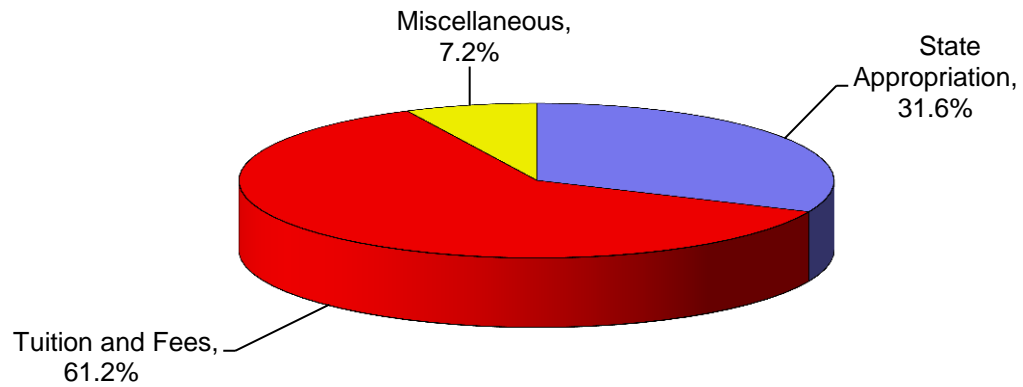


## CURRENT UNRESTRICTED EDUCATION &amp; GENERAL FUNDS

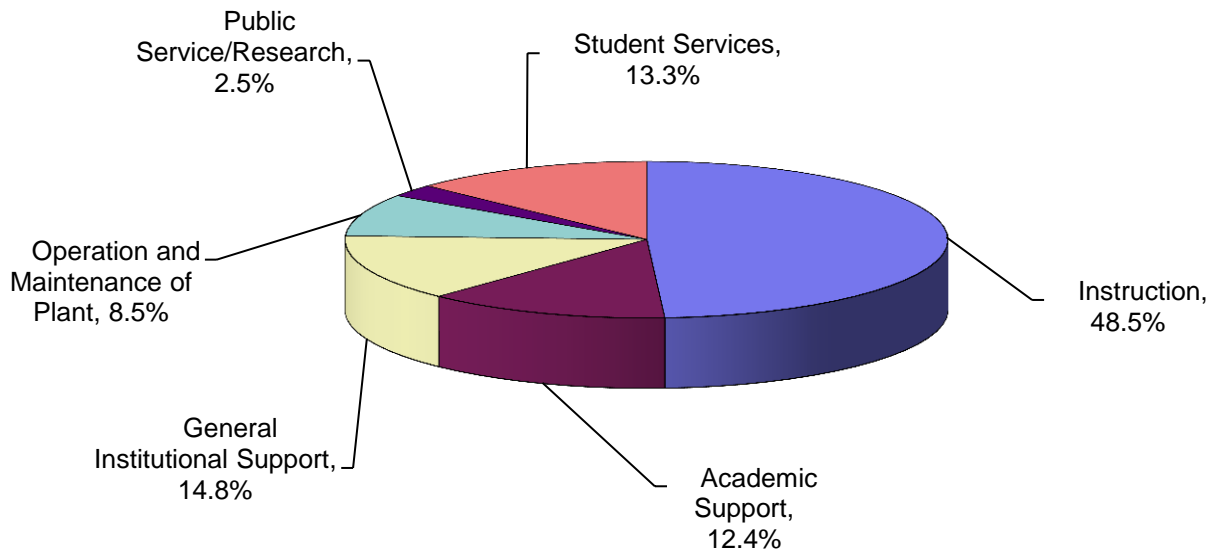
	Fiscal Year			
	2007-08	2008-09	2009-10	2010-11
<b>Revenue</b>				
State Appropriation	\$34,754,301	\$32,910,403	\$31,150,878	31,299,698
Tuition and Fees	\$48,294,020	\$51,114,276	\$55,963,767	60,506,974
Miscellaneous	\$5,216,948	\$4,653,785	\$8,903,500	7,107,184
<b>Total Revenue</b>	<b>\$88,265,269</b>	<b>\$88,678,464</b>	<b>\$96,018,145</b>	<b>\$98,913,856</b>
<b>Expenditures by Function</b>				
Instruction	\$39,932,063	\$41,864,879	\$44,818,618	47,007,482
Academic Support	\$11,350,607	\$12,620,212	\$11,889,846	12,022,157
General Institutional Support	\$12,544,594	\$12,608,320	\$12,479,374	14,359,649
Operation and Maintenance of Plar	\$8,261,003	\$8,239,695	\$7,977,042	8,266,720
Public Service/Research	\$2,517,744	\$2,778,389	\$2,347,031	2,388,856
Student Services	\$10,286,273	\$10,872,349	\$11,846,168	12,898,809
<b>Total Expenditures</b>	<b>\$84,892,284</b>	<b>\$88,983,844</b>	<b>\$91,358,079</b>	<b>\$96,943,673</b>
<b>Transfers</b>				
Mandatory	\$1,954,830	\$1,971,683	\$1,805,414	2,224,666
Non-Mandatory	\$3,643,539	\$731,437	\$4,458,640	903,576
<b>Total Transfers</b>	<b>\$5,598,369</b>	<b>\$2,703,120</b>	<b>\$6,264,054</b>	<b>\$3,128,242</b>

SOURCE: Audited Financial Statements.

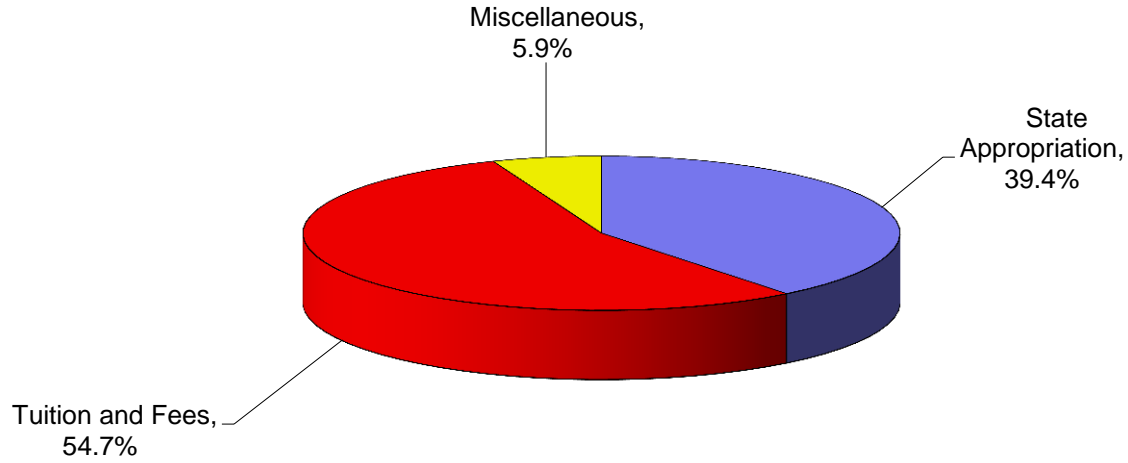
## REVENUE, 2010-11



## EXPENDITURES, 2010-11



## REVENUE, 2007-08



## EXPENDITURES, 2007-08

