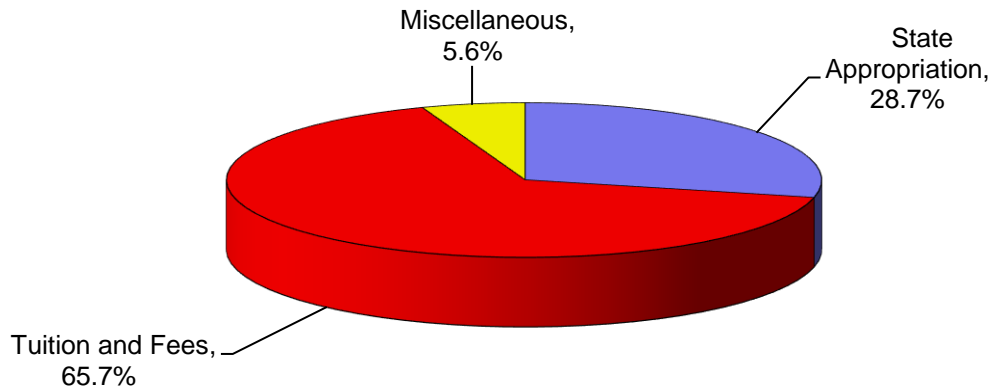


CURRENT UNRESTRICTED EDUCATION & GENERAL FUNDS

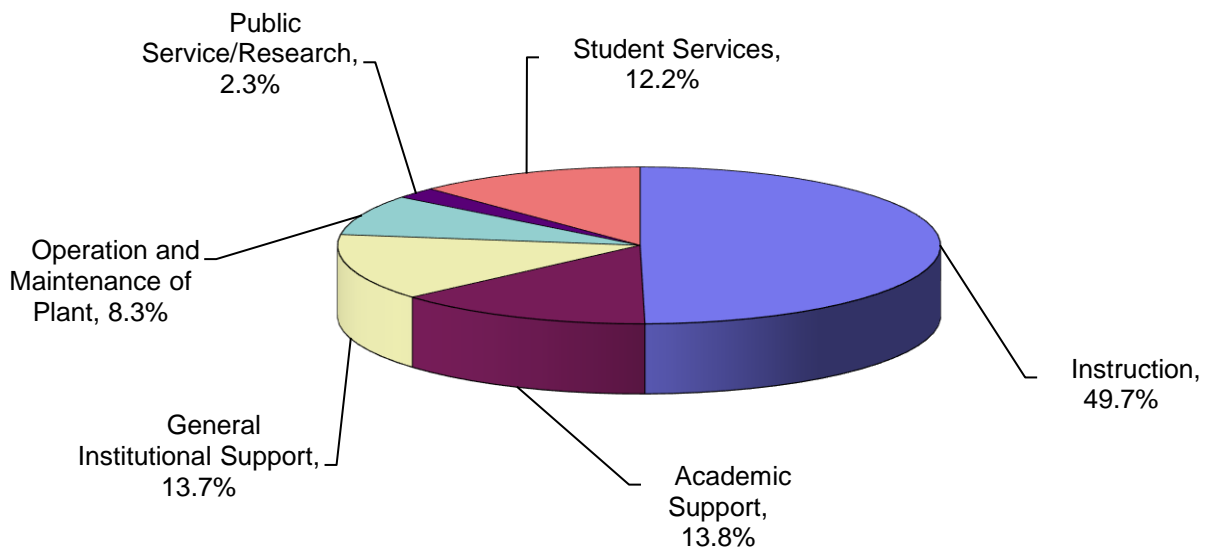
	Fiscal Year			
	2008-09	2009-10	2010-11	2011-12
Revenue				
State Appropriation	\$32,910,403	\$31,150,878	31,299,698	28,375,165
Tuition and Fees	\$51,114,276	\$55,963,767	60,506,974	65,058,959
Miscellaneous	\$4,653,785	\$8,903,500	7,107,184	5,545,251
Total Revenue	\$88,678,464	\$96,018,145	\$98,913,856	\$98,979,375
Expenditures by Function				
Instruction	\$41,864,879	\$44,818,618	47,007,482	48,008,633
Academic Support	\$12,620,212	\$11,889,846	12,022,157	13,299,852
General Institutional Support	\$12,608,320	\$12,479,374	14,359,649	13,186,243
Operation and Maintenance of Plar	\$8,239,695	\$7,977,042	8,266,720	8,047,254
Public Service/Research	\$2,778,389	\$2,347,031	2,388,856	2,182,570
Student Services	\$10,872,349	\$11,846,168	12,898,809	11,781,929
Total Expenditures	\$88,983,844	\$91,358,079	\$96,943,673	\$96,506,481
Transfers				
Mandatory	\$1,971,683	\$1,805,414	2,224,666	2,253,466
Non-Mandatory	\$731,437	\$4,458,640	903,576	1,633,684
Total Transfers	\$2,703,120	\$6,264,054	\$3,128,242	\$3,887,150

SOURCE: Audited Financial Statements.

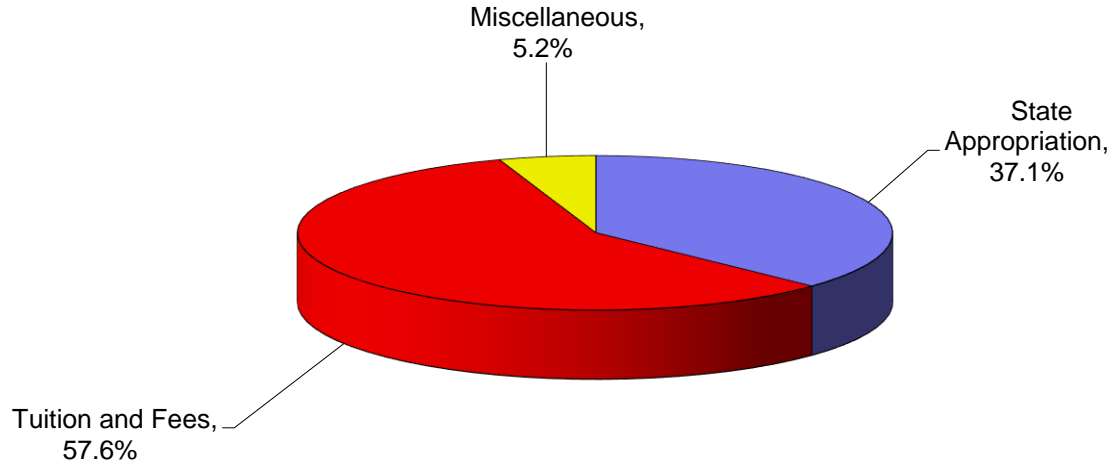
REVENUE, 2011-12



EXPENDITURES, 2011-12



REVENUE, 2008-09



EXPENDITURES, 2008-09

