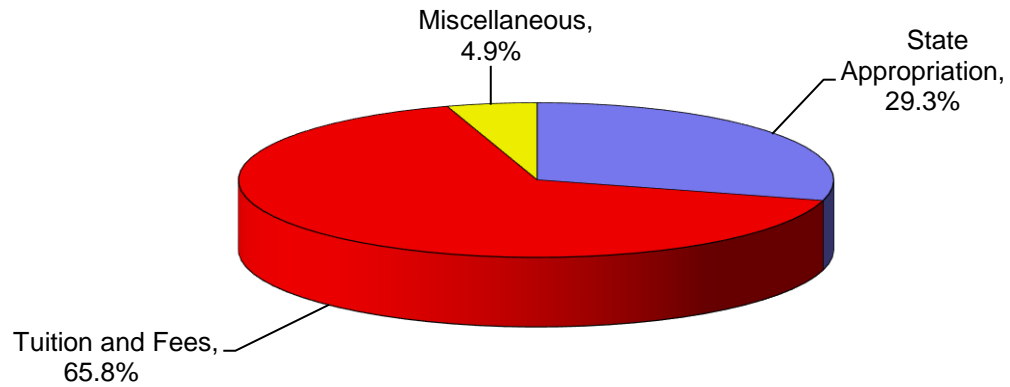


## CURRENT UNRESTRICTED EDUCATION &amp; GENERAL FUNDS

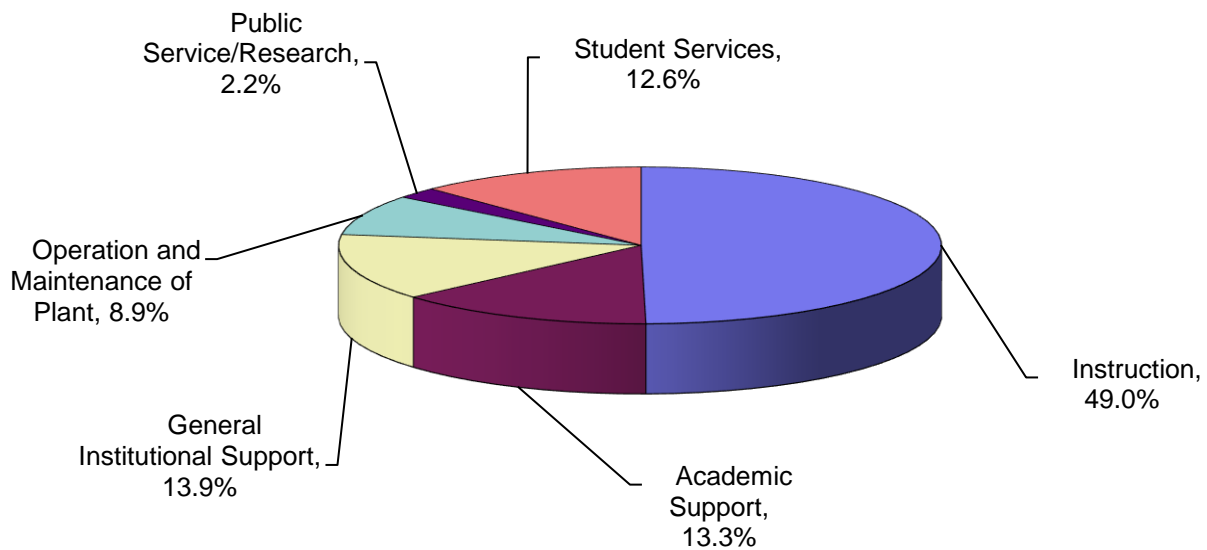
	Fiscal Year			
	2009-10	2010-11	2011-12	2012-13
<b>Revenue</b>				
State Appropriation	\$31,150,878	31,299,698	28,375,165	28,013,306
Tuition and Fees	\$55,963,767	60,506,974	65,058,959	62,843,487
Miscellaneous	\$8,903,500	7,107,184	5,545,251	4,653,979
<b>Total Revenue</b>	<b>\$96,018,145</b>	<b>\$98,913,856</b>	<b>\$98,979,375</b>	<b>\$95,510,772</b>
<b>Expenditures by Function</b>				
Instruction	\$44,818,618	47,007,482	48,008,633	49,710,586
Academic Support	\$11,889,846	12,022,157	13,299,852	13,540,273
General Institutional Support	\$12,479,374	14,359,649	13,186,243	14,154,428
Operation and Maintenance of Plar	\$7,977,042	8,266,720	8,047,254	9,010,951
Public Service/Research	\$2,347,031	2,388,856	2,182,570	2,264,400
Student Services	\$11,846,168	12,898,809	11,781,929	12,787,006
<b>Total Expenditures</b>	<b>\$91,358,079</b>	<b>\$96,943,673</b>	<b>\$96,506,481</b>	<b>\$101,467,644</b>
<b>Transfers</b>				
Mandatory	\$1,805,414	2,224,666	2,253,466	1,708,966
Non-Mandatory	\$4,458,640	903,576	1,633,684	780,569
<b>Total Transfers</b>	<b>\$6,264,054</b>	<b>\$3,128,242</b>	<b>\$3,887,150</b>	<b>\$2,489,535</b>

SOURCE: Audited Financial Statements.

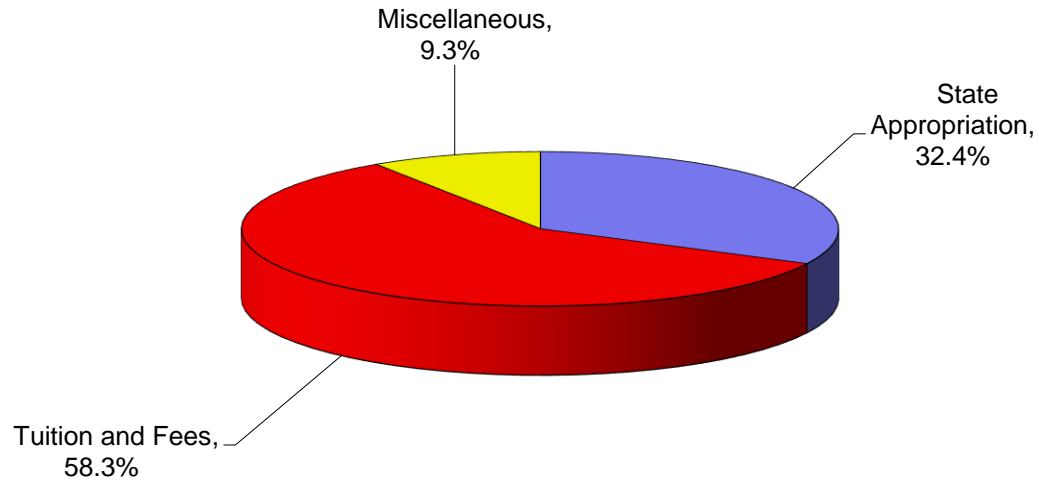
## REVENUE, 2012-13



## EXPENDITURES, 2012-13



## REVENUE, 2009-10



## EXPENDITURES, 2009-10

