

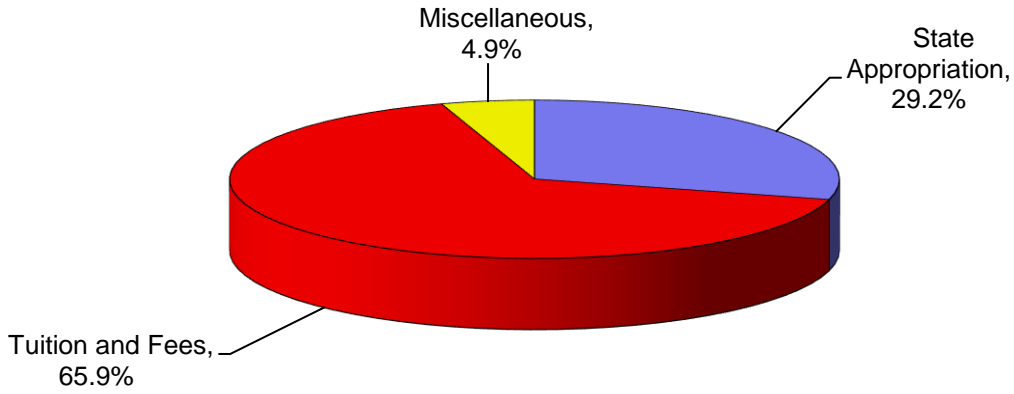
CURRENT UNRESTRICTED EDUCATION & GENERAL FUNDS

	Fiscal Year			
	2011-12	2012-13	2013-14	2014-15
Revenue				
State Appropriation	28,375,165	28,013,306	28,164,791	28,354,334
Tuition and Fees	65,058,959	62,843,487	63,492,816	64,014,406
Miscellaneous	5,545,251	4,653,979	4,519,675	4,803,068
Total Revenue	\$98,979,375	\$95,510,772	\$96,177,282	\$97,171,808
Expenditures by Function				
Instruction	48,008,633	49,710,586	51,275,071	50,541,678
Academic Support	13,299,852	13,540,273	14,108,812	13,841,819
General Institutional Support	13,186,243	14,154,428	14,071,727	15,234,121
Operation and Maintenance of Plar	8,047,254	9,010,951	9,154,315	9,200,815
Public Service/Research	2,182,570	2,264,400	2,287,014	2,420,778
Student Services	11,781,929	12,787,006	12,982,915	12,477,544
Total Expenditures	\$96,506,481	\$101,467,644	\$103,879,854	\$103,716,755
Transfers				
Mandatory	2,253,466	1,708,966	1,716,016	1,016,766
Non-Mandatory	1,633,684	780,569	(2,676,220)	492,576
Total Transfers	\$3,887,150	\$2,489,535	\$ (960,204)	\$ 1,509,342

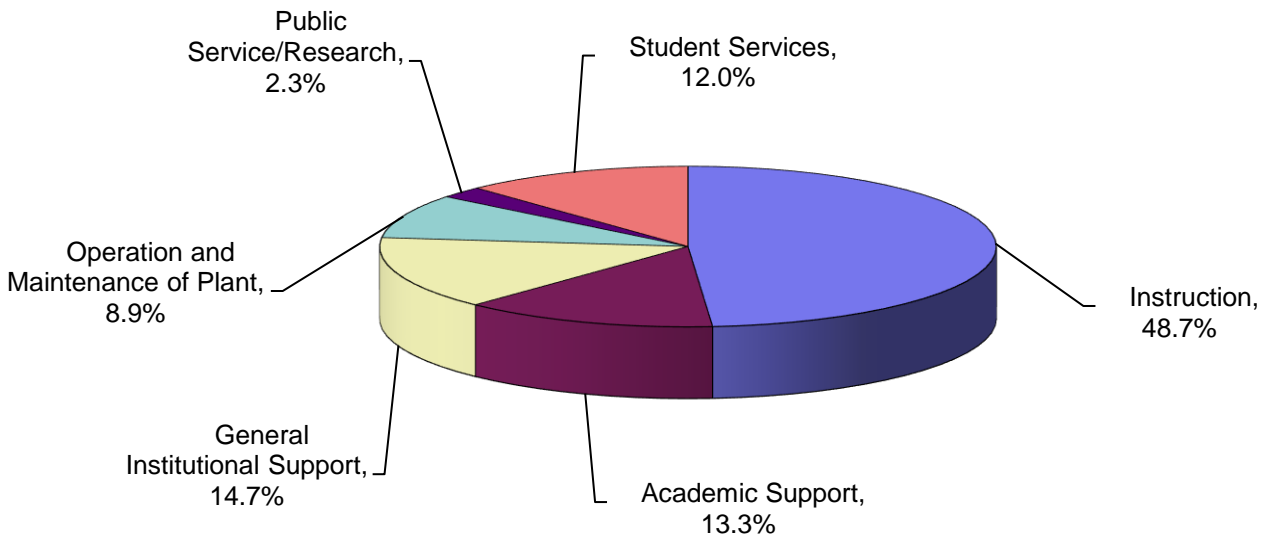
SOURCE: Audited Financial Statements.

Note: This is negative because a portion of unfunded liabilities were transferred to the Aux funds. MJT

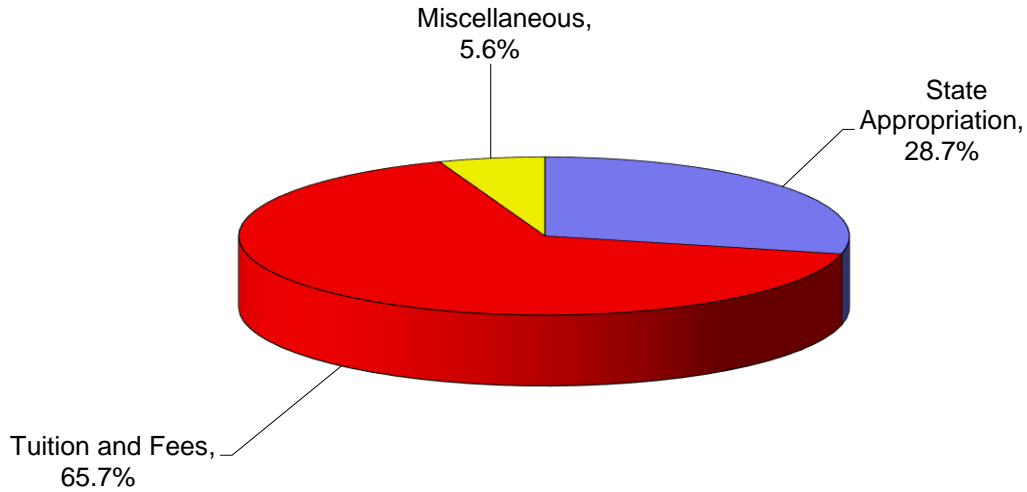
REVENUE, 2014-15



EXPENDITURES, 2014-15



REVENUE, 2011-12



EXPENDITURES, 2011-12

